

# **Quantum Information and Computation**

**draft of notes 2015**

Nicolas Macris



# Contents

<i>Preface</i>	<i>page</i>	1
<b>Part I Quantum Mechanics and Quantum Bits</b>		<b>3</b>
<b>1 Experiments with light</b>		<b>5</b>
1.1 Electromagnetic waves		6
1.2 Photons		9
1.3 The quantum setting: first encounter		12
1.4 Quantum interpretation of experiments.		15
1.5 Notion of quantum bit		16
1.6 A random number generator		19
<b>2 Mathematical formalism of quantum mechanics</b>		<b>21</b>
2.1 Linear algebra in Dirac notation		21
2.2 Principles of quantum mechanics		25
2.3 Tensor product versus entangled states		32
2.4 No cloning theorem		33
<b>Part II Quantum Information Theory</b>		<b>37</b>
<b>Part III Quantum Computation</b>		<b>39</b>
<b>3 Problems</b>		<b>41</b>
<i>Notes</i>		47



# Preface

Draft of course notes



# Part I

---

## Quantum Mechanics and Quantum Bits





# 1 Experiments with light

---

At the beginning of the 20th century a major change of paradigm took place in our understanding of the laws of physics. This revolution was triggered by a host of experimental discoveries which lead to a major revision of our concepts of particle, wave and measurements of observables such as for example position, velocity, magnetic moment. The quantum theory that emerged is today the best tested theory of physical phenomena. The classical laws of physics are seen as a limiting case of quantum laws, that are valid when quantum effects can be neglected. This is the case for a wide range of phenomena which roughly speaking are macroscopic phenomena for which Newton's (or perhaps relativistic) laws of motion and Maxwell equations are adequate. Quantum effects cannot be neglected when we want to describe microscopic phenomena. Note however that macroscopic quantum phenomena also exist and the borderline between classical and quantum behaviours is a deep, subtle and not totally solved problem. In any case, quantum theory explains the chemical bond (is thus at the basis of chemistry) it explains the structure of the atom and the periodic table of elements, and is the basis for nuclear, particle and high energy physics. Quantum mechanics is also necessary to explain many properties of condensed matter for example metals, semi-conductors, magnets, superconductors, superfluids. Quantum mechanics is necessary to explain the interaction of matter and light.

Quantum mechanics was largely discovered by studying the interaction of matter with light. The early experiments of the 20th century, and some of the late 19th century, forced physicist to revise completely their views on the intimate nature of light and matter. It was gradually realised that light has both particle-like and wave-like behaviours. Similarly particles (e.g. the electron) have both particle-like and wave-like behaviours. Today we view these constituents of matter as entities called "quantum fields", a notion that encompasses both behaviours. Wave and particle behaviours are two different manifestations of the quantum fields.

The laws of physics are expressed in mathematical language. It is thus not so surprising that these conceptual revolutions were couched in a mathematical formalism that departs quite radically from the one of classical physics. For example observable and measurable quantities, such as position and velocity of an electron orbiting an atom, are represented by "matrices" or "linear operators". The mathematical formalism of quantum mechanics has posed, and still does,

new interesting problems in functional analysis, geometry, group theory Today quantum information theory also offers new mathematical challenges of its own.

The development of quantum mechanics in its modern form spans a period of at least 25-30 years between 1900 and 1930's. It is the achievement of many experimental and theoretical physicists. This was a golden age of discovery in physics full of surprising developments and it will not be possible to go through and understand the historical development of quantum mechanics in this course.

<sup>1</sup> Starting with chapter 2, the modern formalism of quantum mechanics is presented. This mathematical formalisation of the physical laws discovered by the founding fathers (Planck, Einstein, Bohr, Heisenberg, De Broglie, Schroedinger and others), was first clearly spelled out by Dirac and von Neumann around 1930-1932 in two influential books, and has remained for the main part unchanged since then.

Before proceeding directly to the mathematical formalism it is nevertheless good to motivate it thanks to simple experiments that can be performed with light. The experiments are presented here as "thought experiments", but they can be performed in a real lab. We will gradually introduce some of the basic ideas of quantum mechanics through the discussion of these experiments. This is the goal of this chapter.

## 1.1 Electromagnetic waves

According to Maxwell (1862) and Hertz (1886), light is an electromagnetic wave of electric  $\mathbf{E}(\mathbf{x}, t)$  and magnetic  $\mathbf{B}(\mathbf{x}, t)$  fields freely oscillating in vacuum. The solutions of Maxwell equations in empty space are superpositions of monochromatic modes of frequency  $\omega$ . A mode, or plane wave, propagating along the  $z$  axis, is given by

$$\mathbf{E}(\mathbf{x}, t) = \text{Re} \mathbf{E}_0 e^{i(kz - \omega t)}, \quad \mathbf{B}(\mathbf{x}, t) = \frac{1}{c} \hat{\mathbf{z}} \times \mathbf{E}(\mathbf{x}, t), \quad \omega = ck \quad (1.1)$$

The amplitude vector  $\mathbf{E}_0$  (thus  $\mathbf{E}$  and  $\mathbf{B}$  also) always belongs to the  $(x, y) \perp z$  plane,

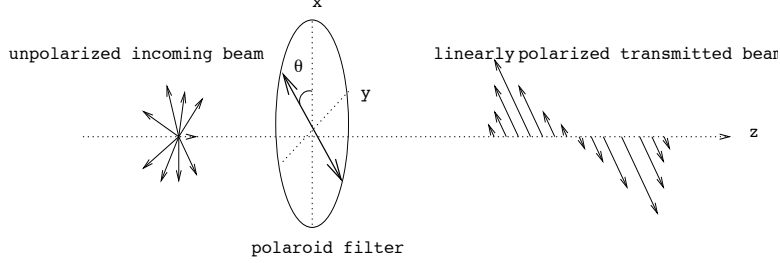
$$\mathbf{E}_0 = E_0 \begin{bmatrix} \cos \theta e^{i\delta_x} \\ \sin \theta e^{i\delta_y} \\ 0 \end{bmatrix} \quad (1.2)$$

The energy per unit time per unit surface that would be imparted to a material object by the wave, is given by the norm of the Poynting vector

$$\mathbf{S} = \epsilon_0 c^2 \mathbf{E} \times \mathbf{B} \quad (1.3)$$

A convenient measure of the intensity  $I$  of the wave is given by the average of its norm, over a period  $T = \frac{2\pi}{\omega}$ ,

$$I = \frac{1}{2} \epsilon_0 c |\mathbf{E}_0|^2 = \frac{1}{2} \epsilon_0 c E_0^2 \quad (1.4)$$



**Figure 1.1** Preparation of beam polarized along  $\theta$

From (1.1), (1.2) it follows that the tip of the electric (and hence also magnetic) field vector describes, as a function of time, an ellipse in the  $(x, y)$  plane. There are two degenerate cases of special importance. *Linear polarization* corresponds to  $\delta_x - \delta_y = m\pi$  ( $m$  integer) and the tip of the field oscillates in the  $(x, y)$  plane on a line making the angle  $\theta$  with  $x$  ( $m$  even/odd). For  $\theta = \frac{\pi}{4}$  (so that  $\cos\theta = \sin\theta = \frac{1}{\sqrt{2}}$ ) and  $\delta_x - \delta_y = m\frac{\pi}{2}$  ( $m$  odd integer) the polarization is left/right *circular* which means that the tip of the field rotates along a circle of radius  $E_0$ .

A light beam can be easily prepared in a state of linear polarization with the help of a filter which transmits only the component of the electric field along  $\theta$ . All our subsequent discussion does not rely on a detailed explanation of the phenomenon and we do not need to know more about it<sup>2</sup>. Such a device is called a *polarizer* with axis  $\theta$  (figure 1.1).

**Analyzer-detector apparatus.** Assume that a source of light has been prepared in a state of linear polarization along  $\theta$  as in figure 1.1.

$$\mathbf{E}_{\text{in}}(\mathbf{x}, t) = E_0 \begin{bmatrix} \cos\theta \\ \sin\theta \\ 0 \end{bmatrix} \text{Re} e^{i(kz - \omega t)} \quad (1.5)$$

The intensity of the prepared beam (1.5) is proportional to  $E_0^2$ . Suppose now that this ray is transmitted through a second polarizer at an angle  $\alpha$ . This second polarizer is called the *analyzer*. The light is then collected by a detector<sup>3</sup> and its intensity measured (see figure 1.2). The electric field of the final beam is obtained by projecting the incoming electric field on the analyzer axis  $\mathbf{e}_\alpha$

$$\mathbf{E}_{\text{out}} = (\mathbf{E}_{\text{in}} \cdot \mathbf{e}_\alpha) \mathbf{e}_\alpha = E_0 \cos(\theta - \alpha) \begin{bmatrix} \cos\alpha \\ \sin\alpha \\ 0 \end{bmatrix} \text{Re} e^{i(kz - \omega t)} \quad (1.6)$$

and the intensity received in  $D$  is proportional to  $E_0^2 \cos^2(\theta - \alpha)$ . To summarize, when a beam polarized along  $\theta$  is transmitted through an analyzer at an angle  $\alpha$ , the outgoing beam is polarized along  $\alpha$  and the fraction of intensity collected

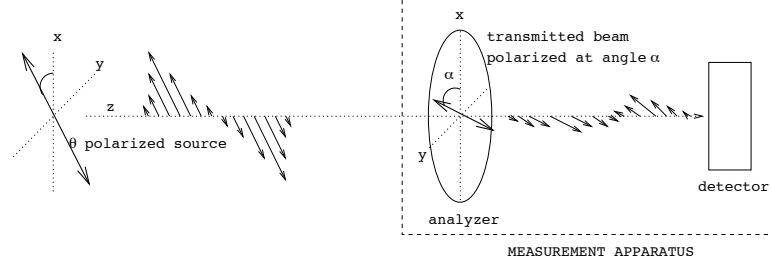


Figure 1.2 analyzer-detector measurement apparatus

by the detector (average power per unit surface) is<sup>4</sup>

$$\frac{I_{\text{out}}}{I_{\text{in}}} = \cos^2(\theta - \alpha) \quad (1.7)$$

In particular if  $\alpha - \theta = 0, \pi$  all the light passes through the analyzer, while if  $\alpha - \theta = \pm \frac{\pi}{2}$  none of it is transmitted. The analyzer-detector system can be used as a measurement apparatus to determine the polarization of a wave (assuming we know a priori that it is linear) by adjusting the angle  $\alpha$  such that the collected intensity varies from 0 to its maximal value. Let us now describe two simple experiments with electromagnetic waves.

**Polarizing beam-splitter experiment.** There exist prisms<sup>5</sup> that have the property of splitting a beam in two linearly polarized ones, one is polarized perpendicular to the incidence plane while the other is polarized parallel to that plane. In figure 1.3 the incidence plane is  $(x, z)$  so one ray has  $y$  polarization while the other one has  $x$  polarization. Two detectors  $D_x$  and  $D_y$  measure the outgoing intensities of each beam. Note that the polarization degree of freedom is coupled to the orbital (path of ray) degree of freedom. Before the polarizing beam-splitter the electric field is given by (1.5) and has intensity proportional to  $E_0^2$ . After the beam-splitter the  $x$ -polarized ray has an electric field

$$\mathbf{E}_x = E_0 \begin{bmatrix} \cos \theta \\ 0 \\ 0 \end{bmatrix} \text{Re } e^{i(kz - \omega t)} \quad (1.8)$$

and the intensity detected at  $D_x$  is proportional to  $E_0^2 \cos^2 \theta$ , while the  $y$ -polarized ray has a field

$$\mathbf{E}_y = E_0 \begin{bmatrix} 0 \\ \sin \theta \\ 0 \end{bmatrix} \text{Re } e^{i(kz - \omega t)} \quad (1.9)$$

and its intensity measured by  $D_y$  is proportional to  $E_0^2 \sin^2 \theta$ . Both detectors collect a fraction of the intensity,

$$\frac{I_{\text{out},x}}{I_{\text{in}}} = \cos^2 \theta, \quad \frac{I_{\text{out},y}}{I_{\text{in}}} = \sin^2 \theta \quad (1.10)$$

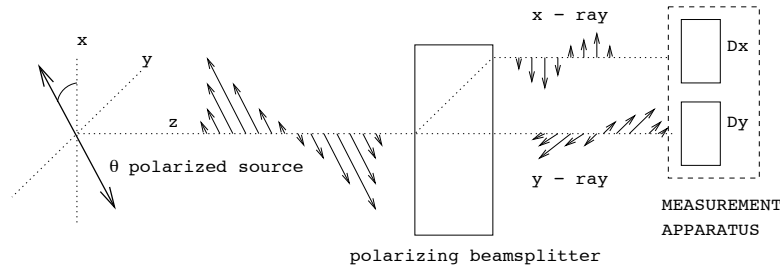


Figure 1.3 polarizing beam-splitter experiment

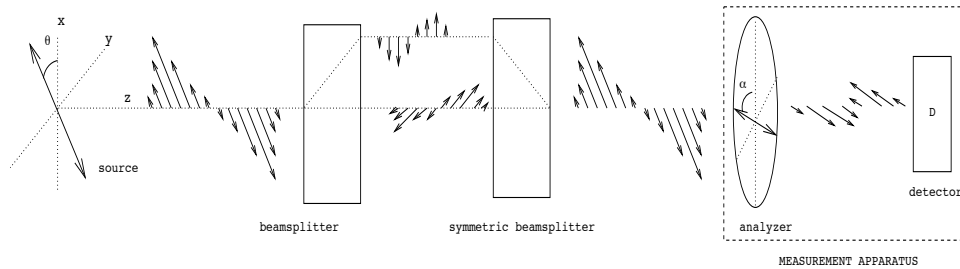


Figure 1.4 decomposition-recombination experiment

In this experiment absorption and reflection by the prism are negligible so that the sum of these two fractions equals 1.

**Decomposition-recombination experiment.** Once we have decomposed light with a polarizing beam-splitter, we can recombine it with a symmetric prism. We analyze the recombined beam with an analyzer-detector apparatus (see figure 1.4). Let us carefully review the situation. Before the first beam-splitter we have *one ray* with electric field given by (1.5). The first beam-splitter splits the ray in *two parts* with electric fields given by (1.8) and (1.9). After the second beam-splitter the two rays *interfere* and the electric field of the recombined beam is the sum of (1.8) and (1.9), which equals (1.5). *The fraction of intensity collected by the analyzer-detector system is*

$$\cos^2(\theta - \alpha) \tag{1.11}$$

a fact consistent with the first experiment.

## 1.2 Photons

The works of Planck (1900) on the spectrum of black-body radiation, of Einstein (1905) on the photoelectric effect and Bohr (1913) on the atomic structure (and spectral lines), taught us that the interaction of light with matter occurs through discrete quanta (quantities) of energy and momentum that are absorbed and

emitted. These quanta are called photons, and each photon carries an energy  $\hbar\omega$  and momentum  $\hbar k$  (where  $\omega = ck$  still holds). If we think of the beam as a collection of independent photons, its intensity is  $\hbar\omega c \frac{N}{V}$  where  $\frac{N}{V}$  is the number of photons per unit volume<sup>6</sup>. Identifying this quantity with (1.4) we find a relation between the electric field and the number of photons associated to the electromagnetic wave.

If we diminish sufficiently the intensity of the source we arrive at a situation where in principle photons are emitted one by one. We will repeat the experiments with such a *single photon source*, that prepares them in a state of polarization  $\theta$ .

**Analyzer-detector apparatus.** Let us first discuss how the analyzer-detector measurement apparatus works. We repeat the experiment of figure 1.2 and collect photons at the detector  $D$ . When a photon hits the detector the later clicks (an electric pulse is triggered) - we record this event as a 1, otherwise we record 0. This experiment produces a sequence

$$1001111000101010011101\dots \quad (1.12)$$

that looks random and where the empirical fraction of 1's is  $\cos^2(\theta - \alpha)$ . From this experiment we infer

$$\text{probability of detecting a photon} = \cos^2(\theta - \alpha) \quad (1.13)$$

In particular if  $\alpha - \theta = 0, \pi$  all photons are detected while if  $\alpha - \theta = \pm \frac{\pi}{2}$  no photon is detected.

This experiment suggests that *photons behave as particles which carry a polarization degree of freedom*. Indeed if they would behave as waves, then a part of the wave would be transmitted through the analyzer and some energy would always be measured in the detector. However *the event is discrete, the detector clicks or does not click*. Moreover *it seems impossible to predict the precise polarization outcome for each individual photon: clicks are random*. Note that the statistics of the outcomes seems to satisfy a definite formula (1.13); and this formula is the one found in the theory of electromagnetic waves (!).

The randomness of the outcome is a fundamental feature of the measurement process for quantum systems and that it is not at all obvious to reconcile this fact with our classical intuitions. One could attempt a classical interpretation<sup>7</sup> by saying that the photon is a particle-like object that undergoes complicated but otherwise deterministic collision processes within the analyzer, which result in a probability  $\cos^2(\theta - \alpha)$  of being transmitted. Such attempts do not resist the tests of other experiments.

Let us now repeat the two previous experiments with photons that are sent one by one.

**Polarizing beam-splitter experiment.** Each single photon (polarized at an angle  $\theta$ ) goes through the prism. We observe that either  $D_x$  clicks (the upper detector register a 1 and the lower a 0) or  $D_y$  clicks (the upper detector registers

a 0 and the upper a 1); but they never click simultaneously. We record two random complementary sequences with respective fractions of 1 equal to  $\cos^2 \theta$  and  $\sin^2 \theta$ . Empirically,

$$\text{prob detect photon at } D_y = \sin^2 \theta, \quad \text{prob detect photon at } D_x = \cos^2 \theta \quad (1.14)$$

The sum is equal to one which means that the photon has certainly passed through the beam-splitter.

The fact that the detectors never click simultaneously suggest as above that the *photons behave as particles*. Indeed, would they behave as waves, both detectors would collect some energy at the same time.

One may attempt the same (wrong) classical interpretation as above. A photon is a *particle*, which due to complicated but otherwise deterministic collisions with the crystal, is deflected towards the lower path with probability  $\sin^2 \theta$  or through the upper path with probability  $\cos^2 \theta$ . This turns out to be incompatible with the next experiment.

**Decomposition-recombination experiment.** let us consider again the setting of figure 1.4. When photons are sent one by one we again record a sequence of random clicks, and we infer from this sequence

$$\text{prob detect photon at } D = \cos^2(\theta - \alpha) \quad (1.15)$$

This should come as a great surprise to the reader. Indeed this result *is not consistent with the particle-like picture of a photon, but rather with a wave-like picture*, as we now show.

**Theoretical prediction of the particle picture.** If a photon takes the lower path in figure 1.4 its polarization is horizontal before the second beam-splitter and comes out of it in a horizontal state. Therefore the probability of transmission of such a lower-path photon through the analyzer is  $\cos^2(\frac{\pi}{2} - \alpha) = \sin^2 \alpha$ . Therefore

$$\text{prob}(D \text{ clicks} \mid \text{lower path}) = \sin^2 \alpha \quad (1.16)$$

If the photon takes the upper path its polarization is vertical just before the second beam-splitter and comes out in a state of vertical polarization. Therefore the probability of transmission of such an upper-path photon is  $\cos^2(0 - \alpha)$  and

$$\text{prob}(D \text{ clicks} \mid \text{upper path}) = \cos^2 \alpha \quad (1.17)$$

Now, we have

$$\begin{aligned} \text{prob}(D \text{ clicks}) = & \text{prob}(D \text{ clicks} \mid \text{lower path})\text{prob}(\text{lower path}) \\ & + \text{prob}(D \text{ clicks} \mid \text{upper path})\text{prob}(\text{upper path}) \end{aligned} \quad (1.18)$$

Thus because of (1.14), (1.16), (1.17)

$$\text{prob detect photon at } D = \sin^2 \theta \sin^2 \alpha + \cos^2 \theta \cos^2 \alpha \quad (1.19)$$

*This contradicts the experimental result (1.15) and is therefore plain wrong !*

The term that is missing is precisely

$$2 \cos \theta \cos \alpha \sin \theta \sin \alpha \quad (1.20)$$

which, in wave theory, appears because of the *interference* between the  $x$  and  $y$  components of the electric field. This suggests that a single photon follows both paths, just as a wave would do, and interferes with itself just as a wave would do

Let us summarize. We face the following situation: the decomposition experiment suggests that photons behaves in a *particle-like* manner, while the recombination experiment (1.4) suggests that photons behave in a *wave-like* fashion. As for most dilemmas, the resolution offered by *quantum theory teaches us that both pictures are two faces of a more subtle reality that goes beyond this dichotomy*. One sometimes refers to this dual behavior of light, and all known forms of matter, as the “particle-wave duality” or the “complementarity principle”.

### 1.3 The quantum setting: first encounter

In fact all known forms of matter<sup>8</sup> display this particle/wave duality. As we will now see quantum mechanics offers us a picture which accommodates both behaviors and superseeds the classical pictures of wave and particle<sup>9</sup>.

We will illustrate how the rules of quantum theory consistently explain the three experiments. The situation will be modeled in the simplest possible way which retains the basic essence of quantum mechanics.

The state of a photon is described by two degrees of freedom, an *orbital* degree of freedom and a *polarization* degree of freedom. Let us first concentrate on polarization. The state of polarization is described by a unit vector  $\mathbf{e}$  perpendicular to the direction of motion. Following Dirac we call these state vectors *kets* and denote them as  $|\mathbf{e}\rangle$ . Since the polarization vector lies in the  $x, y$  plane it can be described in a orthonormal basis  $|\uparrow\rangle, |\leftrightarrow\rangle$ , corresponding to the two linear states of polarization along  $x$  and  $y$

$$|\mathbf{e}\rangle = \lambda |\uparrow\rangle + \mu |\leftrightarrow\rangle, \quad |\lambda|^2 + |\mu|^2 = 1 \quad (1.21)$$

Here  $\lambda$  and  $\mu$  are complex numbers. thus a general polarization state is a normalized two component vector belonging to  $\mathbf{C}^2$ . The space  $\mathbf{C}^2$  is our first and simplest example of a space of quantum states.

A state of linear polarization along  $\theta$  corresponds to  $\lambda = \cos \theta$  and  $\mu = \sin \theta$ , so that (1.21) becomes

$$|\theta\rangle = \cos \theta |\uparrow\rangle + \sin \theta |\leftrightarrow\rangle \quad (1.22)$$

On the other hand for circular polarization the  $x$  and  $y$  components of the polarization vector have a  $\frac{\pi}{2}$ - phase difference. Two basis states with circular



polarization are,

$$|L/R\rangle = \frac{1}{\sqrt{2}}(|\uparrow\rangle \pm i|\leftrightarrow\rangle) \quad (1.23)$$

Given a state vector  $|\Phi\rangle$  its *adjoint* (also called hermitian conjugate) is obtained by taking the complex conjugate and transposing  $\overline{|\Phi\rangle}^T$ . This is denoted as a *bra*

$$\langle\Phi| = \overline{|\Phi\rangle}^T \quad (1.24)$$

The usual inner product (defined over a complex vector space) is called the *bracket*

$$\langle\Psi|\Phi\rangle = (\overline{|\Psi\rangle}^T) \cdot (|\Phi\rangle) \quad (1.25)$$

As an example consider the inner product between two polarization state vectors. First the conjugate of a linearly polarized state is

$$\langle\alpha| = \langle\uparrow| \cos\alpha + \langle\leftrightarrow| \sin\alpha \quad (1.26)$$

The inner product with  $|\theta\rangle$  then is

$$\begin{aligned} \langle\alpha|\theta\rangle &= (\langle\uparrow| \cos\alpha + \langle\leftrightarrow| \sin\alpha) \cdot (\cos\theta|\uparrow\rangle + \sin\theta|\leftrightarrow\rangle) \\ &= \cos\alpha \cos\theta + \sin\alpha \sin\theta \\ &= \cos(\theta - \alpha) \end{aligned} \quad (1.27)$$

To obtain the second equality one expands the braces into four terms, uses linearity of the bracket and the orthonormality condition,

$$\langle p|p'\rangle = \delta_{pp'} \quad (1.28)$$

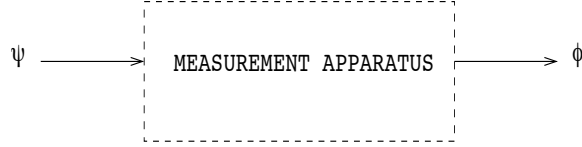
This trivial calculation has been done in the linear polarization orthonormal basis  $\{|\leftrightarrow\rangle, |\uparrow\rangle\}$ . It is instructive to check that the circularly polarized states  $\{|L\rangle, |R\rangle\}$  form another orthonormal basis of the two dimensional complex vector space.

Let us now introduce the orbital degree of freedom in the picture. For a freely moving photon, i.e a photon that does not interact with a material object, the orbital state is entirely described once we know its *momentum*  $\mathbf{k}$ , which has a *direction*  $\mathbf{k}/k$  and a *norm*  $k = \frac{\omega}{c}$ . The state vector is now denoted as  $|\mathbf{k}, \mathbf{e}\rangle$ . This state freely evolves with time and for a photon of frequency  $\omega$  the time evolution simply amounts to a multiplicative phase factor, which does not change the momentum and the polarization. The photon state at time  $t$  is

$$|\Psi_{\mathbf{k}, \mathbf{e}}(t)\rangle = e^{-i\omega t} |\mathbf{k}, \mathbf{e}\rangle \quad (1.29)$$

An explanation is in order here about the kets indexed by two degrees of freedom. We will see in the next chapter that the mathematical rule to combine degrees of freedom is the tensor product; this means that  $|\mathbf{k}, \mathbf{e}\rangle = |\mathbf{k}\rangle \otimes |\mathbf{e}\rangle$  and that the inner product is

$$\langle\mathbf{k}', \mathbf{e}' | \mathbf{k}, \mathbf{e}\rangle = \langle\mathbf{k}' | \mathbf{k}\rangle \cdot \langle\mathbf{e}' | \mathbf{e}\rangle \quad (1.30)$$



**Figure 1.5** measurement with initial state  $|\Psi\rangle$  and outcome  $|\Phi\rangle$ .

Finally the momentum vectors themselves form an orthonormal basis  $\langle \mathbf{k}' | \mathbf{k} \rangle = \delta_{\mathbf{k}', \mathbf{k}}$ .

As we will see in the next chapter, in general, the time-evolution of isolated systems is given by a unitary transformation. In (1.29) the unitary transformation is simply the multiplication by the phase factor. When the photon interacts with matter (for example with the analyzer, the beam-splitter) one has in principle to describe the unitary evolution of the total system (photon + analyzer or photon + beam-splitter), which is then more complicated. Here we do not have to discuss such issues as we consider only the in-going and out-going states which are those of freely moving photons.

When we make a measurement on a system, the system that is observed cannot be considered as isolated and the state is modified in a non-unitary way. Explaining the measurement process is a subject that has been (and sometimes is still) much debated since the early days of quantum mechanics. An operational rule, to determine the outcome of a measurement is given by the so-called *measurement postulate* (Born, Heisenberg, Bohr 1924-1927) in the form advocated by what has been named the Copenhagen School<sup>10</sup> (figure 1.5). Here we give it in a rough form, and will be more precise in the next chapter.

*If a system is initially prepared in the state  $|\Psi\rangle$  and the outcome of the measurement is a state  $|\Phi\rangle$ , the probability of the transition  $|\Psi\rangle \rightarrow |\Phi\rangle$  is*

$$\text{Prob}(|\Psi\rangle \rightarrow |\Phi\rangle) = |\langle \Phi | \Psi \rangle|^2 \quad (1.31)$$

*One cannot predict the outcome of the transition but only its frequency of occurrence during repeated identical experiments with identical initial states.*

The transition between the initial and final state is also called "reduction" or "collapse" of the state. In a more precise formulation of the measurement postulate, in the next chapter, we will see that the transition probabilities of all possible outcomes sum to one.

The re-interpretation of the experiments in the next section should make this rather abstract postulate a bit more "natural".

## 1.4 Quantum interpretation of experiments.

**Analyzer-detector apparatus.** We assume that the source prepares single photons in the linearly polarized, freely moving state

$$|\Psi_{\mathbf{k},\theta}(t)\rangle = e^{-i\omega t}|\mathbf{k},\theta\rangle \quad (1.32)$$

If the measurement apparatus is the analyzer-detector system of figure 1.2, the measurement postulate tells us that the probability to find the photon in state  $|\mathbf{k},\alpha\rangle$  is

$$|\langle\mathbf{k},\alpha|\Psi_{\mathbf{k},\theta}(t)\rangle|^2 = |\langle\alpha|\theta\rangle|^2 = \cos^2(\theta - \alpha) \quad (1.33)$$

This is consistent with the experimentally measured frequency of clicks in  $D$ .

**Polarizing beam-splitter experiment.** Before the beam-splitter the photon state is (1.32), which is equal to

$$e^{-i\omega t}(\cos\theta|\mathbf{k},\uparrow\rangle + \sin\theta|\mathbf{k},\leftrightarrow\rangle) \quad (1.34)$$

After the beam-splitter it becomes

$$e^{-i\omega t}(\cos\theta|\mathbf{k}_u,\uparrow\rangle + \sin\theta|\mathbf{k}_l,\leftrightarrow\rangle) \quad (1.35)$$

where  $\mathbf{k}_u$  and  $\mathbf{k}_l$  label the upper and lower paths<sup>11</sup>. Notice that contrary to (1.34), in (1.35) we cannot separate the orbital and polarization degrees of freedom into a tensor product: it can be shown that for (1.35) this is an intrinsic property that does not depend on the basis. We say that the orbital and polarization degrees of freedom have been *entangled* by the beam-splitter. Entangled states depart fundamentally from the classical picture and retain quantum correlations that are missing in the classical interpretation. As we will see in this course they play a very important role in quantum information and computation because they may offer resources that are non-classical.

Now we consider the two detectors as our measurement apparatus. The measurement postulate tells us that the probability to observe the photon in state  $|\mathbf{k}_u,\uparrow\rangle$  is

$$|\langle\mathbf{k}_u,\uparrow|e^{-i\omega t}(\cos\theta|\mathbf{k}_u,\uparrow\rangle + \sin\theta|\mathbf{k}_l,\leftrightarrow\rangle)|^2 = \cos^2\theta \quad (1.36)$$

Similarly the probability to observe it in the state  $|\mathbf{k}_l,\leftrightarrow\rangle$  is

$$|\langle\mathbf{k}_l,\leftrightarrow|e^{-i\omega t}(\cos\theta|\mathbf{k}_u,\uparrow\rangle + \sin\theta|\mathbf{k}_l,\leftrightarrow\rangle)|^2 = \sin^2\theta \quad (1.37)$$

This is consistent with the experimental fractions of clicks at  $D_x$  and  $D_y$ .

**Recombination experiment.** The second polarizing beam-splitter transforms the entangled state (1.35) back to (1.32). The later state enters the measurement apparatus constituted by the analyzer-detector system. Therefore the probability of observing  $|\mathbf{k},\alpha\rangle$  is simply given by (1.33). This is the experimental frequency of clicks at  $D$ ! The quantum interpretation does not lose track of the interference term (1.20).

## 1.5 Notion of quantum bit

There exist many quantum systems in nature that can be described by state vectors which belong to the vector space  $\mathbf{C}^2$ , the two dimensional complex vector space. If we call  $|0\rangle$  and  $|1\rangle$  two orthonormal basis states a general state vector takes the form

$$|\psi\rangle = \lambda|0\rangle + \mu|1\rangle, \quad |\lambda|^2 + |\mu|^2 = 1 \quad (1.38)$$

It will often be convenient to identify

$$|0\rangle = \begin{bmatrix} 1 \\ 0 \end{bmatrix} \quad (1.39)$$

and

$$|1\rangle = \begin{bmatrix} 0 \\ 1 \end{bmatrix} \quad (1.40)$$

and in quantum information theory it is customary to call this canonical basis the *computational basis*. Of course one can represent the quantum bit  $|\psi\rangle$  in any other basis, and one that we will often use one that is obtained by a standard 45 degree real rotation

$$|+\rangle = \frac{1}{\sqrt{2}}(|0\rangle + |1\rangle), \quad |-\rangle = \frac{1}{\sqrt{2}}(|0\rangle - |1\rangle) \quad (1.41)$$

This basis will be called the Hadamard basis. Since the vector space is complex we can make more general unitary transformations. For example

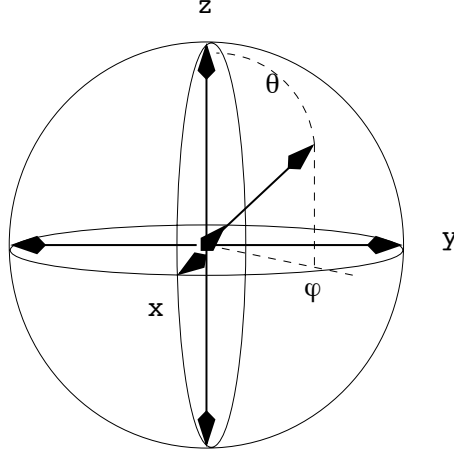
$$|L\rangle = \frac{1}{\sqrt{2}}(|0\rangle + i|1\rangle), \quad |R\rangle = \frac{1}{\sqrt{2}}(|0\rangle - i|1\rangle) \quad (1.42)$$

We have already seen a physical realization of a quantum bit, namely the photon polarization. If we identify the computational basis with horizontal/vertical polarized photon states, then the Hadamard basis corresponds to polarized states at 45 degree angle, and the last basis obtained by a unitary transformation is physically realized by circularly left/right polarized photons. A physically meaningful parametrization of general polarization state is

$$|\psi\rangle = e^{i\delta_x} \cos \theta |\uparrow\rangle + e^{i\delta_y} \sin \theta |\leftrightarrow\rangle \quad (1.43)$$

If we rotate our reference frame (around  $z$ ) by angle  $\beta$ , then the state vector is obtained from the above expression by  $\theta \rightarrow \theta - \beta$ . In particular if the reference frame is rotated by  $2\pi$  we recover the same state vector. These states form rather trivial representations of the group of two-dimensional rotations (about the  $z$ -axis say).

Another very common but physically different quantum bit is the *spin*  $\frac{1}{2}$ . The most famous elementary particle (of obvious importance in our everyday life since it transports electricity, interacts with sunlight ...) that has spin  $\frac{1}{2}$  is the electron<sup>12</sup>. There exist also many composite systems, such as nuclei or atoms that carry a total spin of  $\frac{1}{2}$ . A very rough intuitive way of thinking about spin



**Figure 1.6** Bloch sphere. Computational ( $z$ ), Hadamard ( $x$ ), circular ( $y$ ) basis states

is to view the particle (the electron say) as having intrinsic spinning motion. If the particle spins about the  $z$  axis, its spin is (pointing)  $|\uparrow\rangle$  or  $|\downarrow\rangle$  according to its direction of rotation. These two states form a basis and the most general spin state is

$$|\psi\rangle = \lambda|\uparrow\rangle + \mu|\downarrow\rangle, \quad |\lambda|^2 + |\mu|^2 = 1 \quad (1.44)$$

Spin  $\frac{1}{2}$  states are two dimensional (complex) representations of the group of rotations in three dimensions. A meaningful parametrization of the states is

$$|\psi\rangle = e^{i\frac{\phi}{2}} \cos\frac{\theta}{2}|\uparrow\rangle + e^{-i\frac{\phi}{2}} \sin\frac{\theta}{2}|\downarrow\rangle \quad (1.45)$$

These states can be represented by the tip of a vector on the *Bloch sphere* (figure 1.6) with the usual spherical coordinates  $(\theta, \phi)$ . We have the following correspondence (up to phase factors):

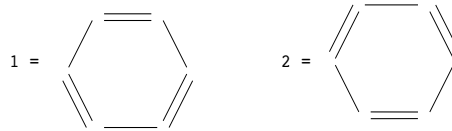
$$\theta = 0, \pi \quad |\uparrow\rangle, |\downarrow\rangle, \quad \text{particle spin along } z \quad (1.46)$$

$$\theta = \frac{\pi}{2}, \phi = 0, \pi \quad |\uparrow\rangle \pm |\downarrow\rangle, \quad \text{particle spin along } x \quad (1.47)$$

$$\theta = \frac{\pi}{2}, \phi = \pm\frac{\pi}{2} \quad |\uparrow\rangle \pm i|\downarrow\rangle, \quad \text{particle spin along } y \quad (1.48)$$

The polarization and spin  $\frac{1}{2}$  quantum bits are different representations of the rotation group in quantum mechanics (ultimately coming from the representations of the Lorentz group of relativity).

There exist also other realizations of the quantum bit that have nothing to do with the representations of the rotation group. An example is given by the benzene molecule  $C_6H_6$  that can be in the two states that differ in the arrangement



**Figure 1.7** possible arrangements of chemical bonds

of single and double electronic bonds (figure 1.7). But the molecule can also be found in a *resonating state* such as

$$|\psi\rangle = \frac{1}{\sqrt{2}}(|1\rangle + |2\rangle) \quad (1.49)$$

What is the difference between a classical bit and a quantum bit? A classical bit is an abstraction of a physical quantity that can be reasonably well described by a two valued quantity. Examples are the charge in a capacitor, a voltage difference, or the magnetization of a Weiss domain. Classical information theory is sufficiently universal so that it does not have to account for the detailed physical properties of the classical bits. The only underlying assumption is that these exist in two definite values 0 or 1 (let us pretend that noise is absent). Suppose a classical bit is given to you and that you have no information whatsoever about its value. To gain information about its value you can observe it (measure the charge, the voltage difference) and its value is then discovered. By *discovered* we mean that it already had the observed value before the measurement, and that the measurement has not destroyed it.

A quantum bit is also an abstraction of physical as the above examples have shown. It is well described by a two dimensional complex vector. In the same spirit than in the classical case, quantum information theory is sufficiently universal so that many of its aspects are independent of the concrete physical realization. However the important point is that it takes into account the general underlying laws of quantum mechanics. This means in particular that extracting information from quantum bits is quite different than in the classical case. Suppose that a quantum bit is given to you in some state  $|\psi\rangle$  on which you do not have any information whatsoever. In order to determine  $|\psi\rangle$ , we have to observe it (agree?). To perform a measurement we have to select an apparatus, in other words an orthonormal basis  $\{|b_1\rangle, |b_2\rangle\}$ . The measurement process then reduces the quantum bit to  $|b_1\rangle$  or to  $|b_2\rangle$ . So we have lost the original state (forever) and have not gained any knowledge (of the initial state) because the final state depends on *our own* choice of basis. Note however that if we are given many copies of  $|\psi\rangle$  we can measure all of them in the same basis and get a hold of the probabilities  $|\langle b_1 | \psi \rangle|^2$ ,  $|\langle b_2 | \psi \rangle|^2$ .

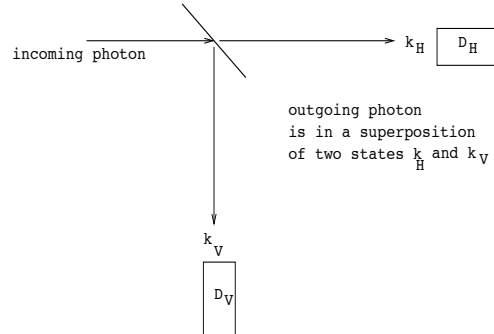


Figure 1.8 semi-transparent mirror

## 1.6 A random number generator

At this point the reader may well wonder if quantum laws offer any useful resource in order to process information. In this course we will see that this is so. Here we illustrate this with a very simplified model for a random number generator.

A source sends a beam of photons on a semi-transparent mirror (figure 1.8). The later splits the beam in two parts, the transmitted and reflected beams. If the source is classical we observe that the two detectors each collect a fraction of the incoming intensity of the beam. Assuming that the semi-transparent mirror is perfect each detector collects half of the intensity.

When the intensity of our source is lowered sufficiently so that it becomes a single photon source. Photons go through the mirror one at a time, we observe that *either*  $D_H$  *or*  $D_V$  clicks, never the two at the same time. We obtain a sequence of clicks 01000111010101000110111100 that looks Bernoulli with parameter  $p = \frac{1}{2}$ .

The interpretation of this experimental setup, in the framework of quantum mechanics, is as follows. We drop the polarization index as it plays no role here. A single photon is incoming in the semi-transparent mirror and the state of the photon after the mirror is,

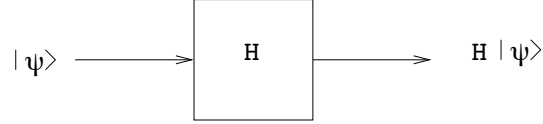
$$e^{i\omega t} \frac{1}{\sqrt{2}}(|\mathbf{k}_H\rangle + |\mathbf{k}_V\rangle) \quad (1.50)$$

This state is a superposition. The outcome of the measurement by the detectors cannot be predicted. The probability that the photon is observed in state  $|\mathbf{k}_H\rangle$  is

$$|\langle \mathbf{k}_H | e^{i\omega t} \frac{1}{\sqrt{2}}(|\mathbf{k}_H\rangle + |\mathbf{k}_V\rangle)|^2 = \frac{1}{2} \quad (1.51)$$

and similarly the probability that it is observed in state  $\mathbf{k}_V$  is

$$|\langle \mathbf{k}_V | e^{i\omega t} \frac{1}{\sqrt{2}}(|\mathbf{k}_H\rangle + |\mathbf{k}_V\rangle)|^2 = \frac{1}{2} \quad (1.52)$$



**Figure 1.9** Hadamard gate as a model for a semi-transparent mirror

So the measurement process produces a perfectly random sequence.

What do we mean by "perfectly random sequence"? Of course, the sequence is perfectly random only in principle, because in the real experiment there are imperfections, for example, the source is only approximately a single photon source and the semi-transparent mirror has a small bias etc.... But the point here is that, according to the standard interpretation of quantum mechanics, the measurement process produces "true randomness" and not "pseudo-randomness": the clicks are not the result of some underlying deterministic process. This point has been much debated by the founding fathers of 20-th century physics and notably by Einstein and Bohr. According to Einstein "God does not play dice", a view that Bohr dismissed. Until today, no other theoretical framework has, successfully described as many phenomena as quantum theory does, and we have so far no experiment that forces us to abandon the standard quantum framework. It is in this sense that we declare the sequence perfectly random.

A slightly more abstract representation in quantum information theory language of this experiment is depicted on figure 1.9. We prepare and measure states in the computational basis  $|0\rangle, |1\rangle$ . The initial state  $|0\rangle$  goes through a Hadamard gate

$$H = \frac{1}{\sqrt{2}} \begin{bmatrix} 1 & 1 \\ 1 & -1 \end{bmatrix} \quad (1.53)$$

which produces the state

$$H|0\rangle = \frac{1}{\sqrt{2}}(|0\rangle + |1\rangle) \quad (1.54)$$

When we perform a measurement on this state the outcome is  $|0\rangle$  with probability

$$|\langle 0|H|0\rangle|^2 = \frac{1}{2} \quad (1.55)$$

or  $|1\rangle$  with probability

$$|\langle 1|H|0\rangle|^2 = \frac{1}{2} \quad (1.56)$$

We note that quantum random number generators based on these principles have been realized and are even commercialized. See for example <http://www.idquantique.com/true-random-number-generator/products-overview.html>



## 2 Mathematical formalism of quantum mechanics

---

Quantum mechanics is the best theory that we have to explain the physical phenomena (if we exclude gravity). The elaboration of the theory has been guided by experimental discoveries, as well as thought experiments and conceptual ideas of a great generation of physicist. Milestones of the development of quantum theory are from 1900 to 1930 are: Planck on black body spectrum (1900), Einstein on the photon (1905), Bohr on the atom (1913), De Broglie on the wave function (1924), Schroedinger on the wave function evolution (1926), Born on the interpretation of the wave function (1926), Heisenberg on matrix mechanics (1925), Dirac on relativistic QM (1930). Some never completely accepted their own ideas, although these still form the best theory that we have today. The mathematical form of the theory that we find in textbooks has been put forward by Dirac and von Neumann in the 30's. Since then the quantum laws of physics have been used unchanged<sup>1</sup> to successfully describe an impressive range of phenomena ranging from macroscopic solid state, molecular to atomic, nuclear, sub-nuclear and particle physics scales.

The arena of QM is Hilbert space so we begin with some mathematical reminders on linear algebra in such spaces. Our goal is also to carefully introduce the reader to Dirac's bra and ket notation. Then we introduce 5 basic principles that define QM. We also discuss two genuine quantum notions, namely, entangled states and the no-cloning theorem.

### 2.1 Linear algebra in Dirac notation

A *Hilbert space*  $\mathcal{H}$  is a vector space over the field of complex numbers  $\mathbf{C}$ , with an inner product. For a finite dimensional Hilbert space that is all. For an infinite dimensional Hilbert space we require that it is complete and separable<sup>2</sup>. In quantum information theory we will almost always deal with Hilbert spaces of quantum bits which are discrete by nature, hence our Hilbert spaces are finite dimensional and we do not have to worry about completeness and separability.

The vectors will be denoted  $|\psi\rangle$  (pronounced ket psi). The hermitian conjugate (transpose and complex conjugate) is denoted by  $\langle\psi|$  (pronounced bra psi). The inner product is denoted  $\langle\phi|\psi\rangle$ . This is the inner product of the vectors  $|\phi\rangle$  and  $|\psi\rangle$  and is called a *bracket* (for bra-ket). The inner product must satisfy:

1. *Positivity:*  $\langle \phi | \phi \rangle \geq 0$  with equality if and only if  $|\phi\rangle = 0$ .
2. *Linearity:*  $\langle \phi | (\alpha|\psi_1\rangle + \beta|\psi_2\rangle) \rangle = \alpha\langle \phi | \psi_1 \rangle + \beta\langle \phi | \psi_2 \rangle$ ,  $\alpha, \beta \in \mathbf{C}$
3. *Skew symmetry:*  $\langle \phi | \psi \rangle = \overline{\langle \psi | \phi \rangle}$  where the bar denotes complex conjugation.

A ray is an equivalence class of vectors of the form  $\lambda|\psi\rangle$  where  $\lambda \in \mathbf{C}$  and  $|\psi\rangle$  is a specified vector. This specified vector is a representative of the ray.

**Example 1: Qbit or two level system.**  $\mathcal{H} = \mathbf{C}^2 = \left\{ \begin{pmatrix} \alpha \\ \beta \end{pmatrix} \text{ with } \alpha, \beta \in \mathbf{C} \right\}$ .

The inner product is  $(\bar{\gamma}, \bar{\delta}) \begin{pmatrix} \alpha \\ \beta \end{pmatrix} = \bar{\gamma}\alpha + \bar{\delta}\beta$ . In Dirac notation we have

$$\begin{pmatrix} \alpha \\ \beta \end{pmatrix} = \alpha|0\rangle + \beta|1\rangle$$

where  $|0\rangle = \begin{pmatrix} 1 \\ 0 \end{pmatrix}$ ,  $|1\rangle = \begin{pmatrix} 0 \\ 1 \end{pmatrix}$ . Moreover

$$(\bar{\gamma}, \bar{\delta}) = \bar{\gamma}\langle 0| + \bar{\delta}\langle 1|$$

and

$$(\bar{\gamma}\langle 0| + \bar{\delta}\langle 1|)(\alpha|0\rangle + \beta|1\rangle) = \bar{\gamma}\alpha\langle 0|0\rangle + \bar{\gamma}\beta\langle 0|1\rangle + \bar{\delta}\alpha\langle 1|0\rangle + \bar{\delta}\beta\langle 1|1\rangle = \bar{\gamma}\alpha + \bar{\delta}\beta$$

**Example 2: particle in three dimensional space.**  $\mathcal{H} = L^2(\mathbf{R}^3) = \{f : \mathbf{R}^3 \rightarrow \mathbf{C}, \int d^3x |f(x)|^2 < \infty\}$ . The inner product is  $\langle f | g \rangle = \int d^3x \overline{f(x)}g(x)$  and the induced norm  $\|f\|_2 = \langle f | f \rangle^{1/2} = \int d^3x |f(x)|^2$ . This space plays a fundamental role in quantum mechanics but we will not need it in this course, since we deal only with discrete degrees of freedom.

We will need the notion of *tensor product*. Let  $\mathcal{H}_1$  and  $\mathcal{H}_2$  be two Hilbert spaces with two finite basis. Let the basis of the first space be  $|i\rangle_1$ ,  $i = 1, \dots, n_1$ ,  $\dim \mathcal{H}_1 = n_1$  and that of the second space  $|j\rangle_2$ ,  $j = 1, \dots, n_2$ ,  $\dim \mathcal{H}_2 = n_2$ . We can form the tensor product space

$$\mathcal{H}_1 \otimes \mathcal{H}_2$$

which is simply the new Hilbert space spanned by the basis vectors

$$|i\rangle_1 \otimes |j\rangle_2$$

(also denoted  $|i, j\rangle$  or  $|i\rangle_1 |j\rangle_2$ ). There are  $n_1 n_2$  such vectors so

$$\dim \mathcal{H}_1 \otimes \mathcal{H}_2 = n_1 n_2$$

A general element of the tensor product space is of the form

$$|\psi\rangle = \sum_{i=1}^{n_1} \sum_{j=1}^{n_2} c_{ij} |i, j\rangle = \sum_{i=1}^{n_1} \sum_{j=1}^{n_2} c_{ij} |i\rangle_1 \otimes |j\rangle_2$$

Lastly we have to say what is the inner product in the product space:

$$\langle i', j' | i, j \rangle = (\langle i' |_1 \otimes \langle j' |_2)(|i\rangle_1 \otimes |j\rangle_2) = \langle i' | i \rangle_1 \langle j' | j \rangle_2$$

**Example 3.** For one Qbit the Hilbert space is  $\mathbf{C}^2$ . We will see that the Hilbert space of two Qbits is  $\mathbf{C}^2 \otimes \mathbf{C}^2$ . The basis vectors of  $\mathbf{C}^2 \otimes \mathbf{C}^2$  are  $\{|0\rangle \otimes |0\rangle, |0\rangle \otimes |1\rangle, |1\rangle \otimes |0\rangle, |1\rangle \otimes |1\rangle\}$  or  $\{|0, 0\rangle, |0, 1\rangle, |1, 0\rangle, |1, 1\rangle\}$ . A general state is

$$|\psi\rangle = \alpha_{00}|0, 0\rangle + \alpha_{01}|0, 1\rangle + \alpha_{10}|1, 0\rangle + \alpha_{11}|1, 1\rangle$$

We have  $\dim \mathbf{C}^2 \otimes \mathbf{C}^2 = 4$  and of course  $\mathbf{C}^2 \otimes \mathbf{C}^2$  is isomorphic to  $\mathbf{C}^4$ : However it is important to stress that in QM the meaning of the first representation is really that *two Qbits are involved*: in general it is too difficult (meaningless in some sense) to do physics in a bad representation. Here a few inner products are  $\langle 0, 0 | 0, 0 \rangle = \langle 0 | 0 \rangle \langle 0 | 0 \rangle = 1$ ,  $\langle 0, 1 | 0, 1 \rangle = \langle 0 | 0 \rangle \langle 1 | 1 \rangle = 1$ ,  $\langle 0, 1 | 1, 1 \rangle = \langle 0 | 1 \rangle \langle 1 | 1 \rangle = 0$  etc... From these one can compute the inner product of  $|\psi\rangle$  and  $|\phi\rangle = \beta_{00}|0, 0\rangle + \beta_{01}|0, 1\rangle + \beta_{10}|1, 0\rangle + \beta_{11}|1, 1\rangle$ . We find the natural product of  $\mathbf{C}^4$ ,  $\langle \phi | \psi \rangle = \bar{\beta}_{00}\alpha_{00} + \bar{\beta}_{01}\alpha_{01} + \bar{\beta}_{10}\alpha_{10} + \bar{\beta}_{11}\alpha_{11}$ . It is often useful to work in the canonical basis of  $\mathbf{C}^4$

$$\begin{pmatrix} 1 \\ 0 \\ 0 \\ 0 \\ 0 \end{pmatrix} = |0, 0\rangle \quad \begin{pmatrix} 0 \\ 1 \\ 0 \\ 0 \\ 0 \end{pmatrix} = |0, 1\rangle \quad \begin{pmatrix} 0 \\ 0 \\ 1 \\ 0 \\ 0 \end{pmatrix} = |1, 0\rangle \quad \begin{pmatrix} 0 \\ 0 \\ 0 \\ 1 \\ 0 \end{pmatrix} = |1, 1\rangle$$

Once this (conventional) correspondence is fixed we can infer the rules for tensoring vectors in their coordinate representation

$$\begin{pmatrix} 1 \\ 0 \end{pmatrix} \otimes \begin{pmatrix} 1 \\ 0 \end{pmatrix} = \begin{pmatrix} 1 \\ 0 \\ 0 \\ 0 \end{pmatrix}, \quad \begin{pmatrix} 1 \\ 0 \end{pmatrix} \otimes \begin{pmatrix} 0 \\ 1 \end{pmatrix} = \begin{pmatrix} 0 \\ 1 \\ 0 \\ 0 \end{pmatrix}$$

$$\begin{pmatrix} 0 \\ 1 \end{pmatrix} \otimes \begin{pmatrix} 1 \\ 0 \end{pmatrix} = \begin{pmatrix} 0 \\ 0 \\ 1 \\ 0 \end{pmatrix}, \quad \begin{pmatrix} 0 \\ 1 \end{pmatrix} \otimes \begin{pmatrix} 0 \\ 1 \end{pmatrix} = \begin{pmatrix} 0 \\ 0 \\ 0 \\ 1 \end{pmatrix}$$

You can see that in this course the convention is that you multiply the first set of coordinates by the second vector. All these rules generalize to  $\mathbf{C}^2 \otimes \mathbf{C}^2 \otimes \mathbf{C}^2$  etc...

**Cauchy-Schwarz inequality.** As usual:

$$|\langle \phi | \psi \rangle| \leq \langle \phi | \phi \rangle^{1/2} \langle \psi | \psi \rangle^{1/2}$$

**Closure relation.** Let  $|i\rangle, i = 1, \dots, n$  be an orthonormal basis of the  $n$ -dimensional

Hilbert space. Any vector  $|\phi\rangle$  can be expanded as

$$|\phi\rangle = \sum_{i=1}^n c_i |i\rangle, \quad c_i = \langle i|\phi\rangle$$

where the components  $c_i$  are obtained by projecting  $|\phi\rangle$  over the basis vectors. The above expansion can be rewritten as

$$|\phi\rangle = \sum_{i=1}^n |i\rangle \langle i|\phi\rangle$$

Note that  $|i\rangle \langle i|$  is the projection operator on vector  $|i\rangle$ . We can view  $\sum_{i=1}^n |i\rangle \langle i|$  as the identity operator acting on  $|\phi\rangle$ , thus we have the *closure relation*

$$\sum_{i=1}^n |i\rangle \langle i| = I$$

This turns out to be a very useful identity for doing practical calculations in Dirac notation. Note that this identity is simply the spectral decomposition of the identity.

**Observables.** In QM observable quantities are represented by linear operators (matrices) on  $\mathcal{H}$ . Let us briefly review a few important facts. The map  $A : \mathcal{H} \rightarrow \mathcal{H}$ ,  $|\psi\rangle \rightarrow A|\psi\rangle$  is linear if

$$A(\alpha|\phi_1\rangle + \beta|\phi_2\rangle) = \alpha A|\phi_1\rangle + \beta A|\phi_2\rangle$$

The matrix elements of  $A$  in a basis  $\{|i\rangle, i = 1, \dots, n\}$  of  $\mathcal{H}$  are denoted by  $\langle i|A|j\rangle$  or  $A_{ij}$ . Given  $A$ , the *adjoint* of  $A$  is denoted  $A^\dagger$  and defined by

$$\langle \phi|A^\dagger|\psi\rangle = \overline{\langle \psi|A|\phi\rangle}$$

So the adjoint (or hermitian conjugate) is the operator which has transposed and conjugate matrix elements. We say that  $A$  is self-adjoint (or hermitian) if  $A = A^\dagger$ . The later type of operators play a very central role in QM because observable quantities are represented by self-adjoint operators: the reader can guess that this must be so because any physical measurement is expressed by a real number (why ?) and self-adjoint operators have real eigenvalues. The reader can check that  $(A + B)^\dagger = A^\dagger + B^\dagger$  and  $(AB)^\dagger = B^\dagger A^\dagger$ .

We will also need the following notations for the *commutator*

$$[A, B] = AB - BA$$

and the anticommutator

$$\{A, B\} = AB + BA$$

**Projectors in Dirac notation.** The linear operator  $|i\rangle \langle i| = P_i$  is the projector

on the basis vector  $|i\rangle$ . To check that  $P_i$  is a projector we need to verify that  $P_i^\dagger = P_i$  and  $P_i^2 = P_i$ . Here is how one does it in Dirac notation

$$P_i^\dagger = (|i\rangle\langle i|)^\dagger = (\langle i|)^\dagger(|i\rangle)^\dagger = |i\rangle\langle i| = P_i$$

$$P_i^2 = (|i\rangle\langle i|)(|i\rangle\langle i|) = |i\rangle\langle i|i\rangle\langle i| = |i\rangle\langle i| = P_i$$

Since  $|i\rangle$  and  $|j\rangle$  are orthogonal for  $i \neq j$  we have  $P_i P_j = P_j P_i = 0$ . Indeed

$$P_i P_j (|i\rangle\langle i|)(|j\rangle\langle j|) = |i\rangle\langle i|j\rangle\langle j| = 0$$

$$P_j P_i (|j\rangle\langle j|)(|i\rangle\langle i|) = |j\rangle\langle j|i\rangle\langle i| = 0$$

Note that if  $|\phi\rangle$  is any vector of the Hilbert space, then  $P_\phi = |\phi\rangle\langle\phi|$  is the projector on  $|\phi\rangle$ .

**Spectral decomposition.** Hermitian operators (matrices) on a Hilbert space have a *spectral decomposition* or *spectral representation*,

$$A = \sum_n a_n P_n$$

where  $a_n \in \mathbf{R}$  are the eigenvalues and  $P_n$  the eigenprojectors of  $A$ . The eigenspaces of  $A$  are spanned by the orthonormal eigenvectors  $|\phi_{nj}\rangle$  associated to the eigenvalue  $a_n$ :

$$A|\phi_{nj}\rangle = a_n|\phi_{nj}\rangle, \quad P_n = \sum_j |\phi_{nj}\rangle\langle\phi_{nj}|$$

The index  $j$  takes into account the possible degeneracy of  $a_n$ . From the orthonormality of the eigenvectors one sees that  $P_n P_m = P_m P_n = 0$  for  $n \neq m$ . Note that for given  $n$  one always has the liberty to rotate the basis  $\{|\phi_{nj}\rangle\}$  in the subspace of  $P_n$ . Moreover we have the closure relation

$$I = \sum_n P_n = \sum_{n,j} |\phi_{nj}\rangle\langle\phi_{nj}|$$

We will often write the spectral decomposition as

$$A = \sum_{n,j} a_n |\phi_{nj}\rangle\langle\phi_{nj}|$$

In the non-degenerate case this becomes simply  $A = \sum_n a_n |\phi_n\rangle\langle\phi_n|$ .

## 2.2 Principles of quantum mechanics

In this paragraph we explain the 5 basic principles of QM. In a nutshell:

- isolated systems are described by *states of a Hilbert space*,
- they *evolve unitarily with time*,
- *observable* quantities are described by *hermitian matrices*,

- measurement is a *distinct process* from time evolution: it is a *random projection*,
- systems can be brought together and *composed*: their Hilbert space is a tensor product space.

Their meaning, interpretation and soundness has been debated over the first half of the 20-th century by the founding fathers of QM and by their followers, specially the measurement postulate.

**Principle 1: states.** The state of a quantum system - that is isolated from the rest of the universe - is *completely* described by a ray in a Hilbert space. We require that the representative vector  $|\psi\rangle \in \mathcal{H}$  is normalized to one,  $\langle\psi|\psi\rangle = 1$ .

**Example 4.**

- To describe the polarization of the photon we take  $\mathcal{H} = \mathbf{C}^2$ . States are vectors in  $\mathbf{C}^2$ ,  $|\psi\rangle = \alpha|0\rangle + \beta|1\rangle$ ,  $|\alpha|^2 + |\beta|^2 = 1$ . For a linearly polarized state  $|\theta\rangle = \cos\theta|0\rangle + \sin\theta|1\rangle$ , for a circularly polarized state  $|\tilde{\theta}\rangle = \cos\theta|0\rangle + i\sin\theta|1\rangle$ , and for elliptic polarization  $\cos\theta|0\rangle + e^{i\delta}\sin\theta|1\rangle$ .
- The spin  $\frac{1}{2}$  of an electron (say) is described by the same Hilbert space.
- For a Benzene molecule the Hilbert space is again the same and is spanned by the two valence bond states (see chapter 1):

$$|\psi\rangle = \alpha|1\rangle + \beta|2\rangle$$

- For a particle in  $\mathbf{R}^3$  we have  $\mathcal{H} = L^2(\mathbf{R}^3)$  as explained before. These are called wave functions and are normalized  $\int d^3x |\psi(x)|^2 = 1$ .

**Remark.** If  $|\psi\rangle$  is a description of a system then  $e^{i\lambda}|\psi\rangle$  is an equally good description. The *global* phase  $\lambda \in \mathbf{R}$  is not an observable quantity and can be fixed arbitrarily. This is why QM states should really be defined as rays. However the *relative* phase of states is observable through interference effects. You might also wonder what is the difference between spin one-half and photon polarization. In fact photon polarization states and spin one-half states behave very differently under spatial rotations of the coordinate system (or the lab). Under a rotation of the reference frame the state of polarization of a photon behaves like a vector. In particular under a  $2\pi$  rotation we recover the same state. On the other hand for spin one-half behaves as a spinor (sometimes called half-vector) under a rotation of the reference frame. In particular, under a  $2\pi$  rotation we recover the opposite state. In QM the representations of the rotation group (and any other group) on the Hilbert space does not have to satisfy  $\mathbf{R}(2\pi) = 1$ , precisely because states are rays. Therefore a phase is allowed for  $\mathbf{R}(2\pi)|\psi\rangle = e^{i\lambda}|\psi\rangle$ . All these aspects of QM will not matter too much in this course so we omit more explanations on what "spin" and "photon polarization" really are. A more profound discussion of these aspects would require to explain the representation theory of the Lorentz group of special relativity.

**Principle 2: time evolution.** An isolated quantum system evolves with time in a unitary fashion. This means that if  $|\psi\rangle$  is the state at time 0, the state at time  $t$  is of the form  $U_t|\psi\rangle$  where  $U_t$  is a unitary operator from  $\mathcal{H} \rightarrow \mathcal{H}$ . Here unitary means that  $U_t^\dagger U_t = U_t U_t^\dagger = 1$  or equivalently  $U_t^{-1} = U_t^\dagger$ .

Unitary time evolution forms a group (it is a representation of translations along the time axis) in the sense that

$$U_{t=0} = I, \quad U_{t_1} U_{t_2} = U_{t_1+t_2}$$

QM tells us how to compute  $U_t$  for a given system: one has to solve the *Schroedinger equation* or the *Heisenberg equations of motion*. These are equivalent in fact. The first one is the quantum mechanical version of the Hamilton-Jacobi equation of classical mechanics while the second is the quantum version of the Hamilton equations of motion. In quantum computation (at least in theory) we do not bother too much about these equations : we optimistically assume that if we need a specified  $U_t$  then somebody (a physicist, an engineer) will be able to construct a device (an electronic or optical device for example) which realizes the time evolution  $U$ . For us a specified time evolution is a *gate* that will ultimately be part of a quantum circuit.

It is very important to realize that *time evolution is linear*: this is quite surprising because in the classical regime one should get back the classical equations of motion which are generally non-linear<sup>3</sup>.

**Example 5.** A semi-transparent mirror decomposes an incident ray into a reflected and a transmitted part (see chapter 1). Let  $\mathcal{H} = \mathbf{C}^2$  the Hilbert space with basis  $|T\rangle, |R\rangle$ . The semi-transparent mirror acts in a unitary way

$$|T\rangle \rightarrow \boxed{\text{H}} \rightarrow H|T\rangle = \frac{1}{\sqrt{2}}(|T\rangle + |R\rangle)$$

$$|R\rangle \rightarrow \boxed{\text{H}} \rightarrow H|R\rangle = \frac{1}{\sqrt{2}}(|T\rangle - |R\rangle)$$

The unitary matrix  $H$  is called a Hadamard gate

$$H = \frac{1}{\sqrt{2}} \begin{pmatrix} 1 & 1 \\ 1 & -1 \end{pmatrix}$$

One checks that  $HH^\dagger = H^\dagger H = 1$ . If we put two semi-transparent mirrors in series (see exercises)

$$|\psi\rangle \rightarrow \boxed{\text{H}} \rightarrow \boxed{\text{H}} \rightarrow H^2|\psi\rangle = |\psi\rangle$$

the output is equal to the input because  $H^2 = \begin{pmatrix} 1 & 0 \\ 0 & 1 \end{pmatrix}$ . In other words if the input state is  $|T\rangle$  then the output is also  $|T\rangle$ . If we wish to take more seriously into account the effect of the perfect mirrors in-between the semi-transparent

mirrors, we insert between the two Hadamard matrices the gate  $X = \begin{pmatrix} 0 & 1 \\ 1 & 0 \end{pmatrix}$

$$|\psi\rangle = \alpha|T\rangle + \beta|R\rangle \rightarrow \boxed{\text{H}} \rightarrow \boxed{\text{X}} \rightarrow \boxed{\text{H}} \rightarrow HXH|\psi\rangle = \alpha|T\rangle - \beta|R\rangle$$

**Principle 3: observable quantities.** In quantum mechanics an observable quantity (energy, magnetic moment, position, momentum,...) is represented by a linear self-adjoint operator<sup>4</sup> on  $\mathcal{H}$ . For us this just means a hermitian matrix.

### Examples 6.

- Position  $x$ , momentum  $p = \frac{\hbar}{i} \frac{\partial}{\partial x}$ , energy or Hamiltonian  $\frac{p^2}{2m} + V(x)$ . We will not need these.
- However we will need things like the polarization of a photon. Suppose we send a photon in a polarized beam-splitter (see chapter 1). If  $D_y$  clicks we record a  $-1$  while if  $D_x$  clicks we record a  $+1$ . Our observations can be described by the observable

$$\mathcal{P} = (+1)|x\rangle\langle x| + (-1)|y\rangle\langle y|$$

This is the self-adjoint matrix  $\begin{pmatrix} 1 & 0 \\ 0 & -1 \end{pmatrix}$  (in the  $|x\rangle, |y\rangle$  basis).

- General observables in  $\mathcal{H} = \mathbf{C}^2$  can always be represented by  $2 \times 2$  hermitian matrices

$$A = \begin{pmatrix} \alpha & \beta \\ \bar{\beta} & \gamma \end{pmatrix}$$

or in Dirac notation

$$A = \alpha|0\rangle\langle 0| + \beta|0\rangle\langle 1| + \bar{\beta}|1\rangle\langle 0| + \gamma|1\rangle\langle 1|$$

All such matrices can be written as linear combinations of

$$I = \begin{pmatrix} 1 & 0 \\ 0 & 1 \end{pmatrix}, X = \begin{pmatrix} 0 & 1 \\ 1 & 0 \end{pmatrix}, Y = \begin{pmatrix} 0 & -i \\ i & 0 \end{pmatrix}, Z = \begin{pmatrix} 1 & 0 \\ 0 & -1 \end{pmatrix},$$

The observables (hermitian matrices !)  $X, Y, Z$  are called Pauli matrices. One of their uses is the description of the spin observable for spin  $\frac{1}{2}$  particles: this is a "vector" with 3 components  $\Sigma = (X, Y, Z)$ . In the physics literature the notation is  $\Sigma = (\sigma_x, \sigma_y, \sigma_z)$ . Important properties of these matrices are

$$X^2 = Y^2 = Z^2 = I, XY = -YX, XZ = -ZX, YZ = -ZY$$

and

$$[X, Y] = 2iZ, [Y, Z] = 2iX, [Z, X] = 2iY$$

This algebra is a special example of spin or Clifford algebras which play an important role in QM.



**Principle 4: measurement postulate.** This is the most disturbing postulate: it requires a rather big leap of intuition (or stroke of genius) which goes back to Max Born (one also speaks of the Born interpretation of the wave function). Let a system be prepared in a state  $|\psi\rangle$ . The system is to be measured with an apparatus. The apparatus is modeled by a set of orthonormal projectors  $\{P_n\}$  satisfying  $\sum_n P_n = I$ . A single measurement *reduces*<sup>5</sup> the state  $\psi$  of the system to

$$|\phi_n\rangle = \frac{P_n|\psi\rangle}{\|P_n|\psi\rangle\|} = \frac{P_n|\psi\rangle}{\langle\psi|P_n|\psi\rangle^{1/2}}$$

For a single measurement *there is no way to predict* what will be the specific outcome  $n$ : it is random. If the experiment is repeated many times (assuming this is a reproducible experiment) one finds that the probability (in a frequentist interpretation of the term) of the outcome  $n$  is

$$\text{Prob}(\text{outcome } n) = |\langle\phi_n|\psi\rangle|^2 = \langle\psi|P_n|\psi\rangle$$

**Remark 1.** Since  $\sum_j P_j = I$  and  $|\psi\rangle$  are normalized we have  $\sum_j \text{Prob}(\text{outcome } j) = 1$ .

**Remark 2.** When the eigenprojectors are not degenerate these formulas are slightly simpler. If  $P_j = |j\rangle\langle j|$  the probability of the outcome  $j$  is

$$\text{Prob}(\text{outcome } j) = \langle\psi|P_j|\psi\rangle = |\langle j|\psi\rangle|^2$$

and the state just after the measurement is  $|j\rangle$ .

**Consequences for the measurement of observables.** This is a very important point because ultimately one really measures physical quantities. The above measurement apparatus  $\{P_n\}$  gives the value of any observable of the form  $A = \sum_j a_j P_j$ . The measurement makes  $|\psi\rangle \rightarrow |\phi_n\rangle$  for some  $n$ . Since  $A|\phi_n\rangle = a_n|\phi_n\rangle$  the value of  $A$  given by the measurement is precisely  $a_n$  when the outcome is  $n$ . In particular we can know simultaneously the value of many observables, by measuring them with the same apparatus, as long as they have the same eigenspaces. Such observables commute and are sometimes said to be compatible.

The average value that the measurement, on the state  $|\psi\rangle$ , will yield can be calculated from the probability distribution above. One finds

$$\sum_j a_j \langle\psi|P_j|\psi\rangle = \langle\psi|A|\psi\rangle$$

and the variance is

$$\sum_j a_j^2 \langle\psi|P_j|\psi\rangle - \left(\sum_j a_j \langle\psi|P_j|\psi\rangle\right)^2 = \langle\psi|A^2|\psi\rangle - \langle\psi|A|\psi\rangle^2$$

In practice one uses the right hand side of these two formulas. That is basically all that a theorist can predict.

After a measurement the state vector is reduced  $|\psi\rangle \rightarrow |\phi_n\rangle$ , for some  $n$ , and thus the expectation value in the new state (i.e  $|\phi_n\rangle$ ) becomes  $a_n$  and the variance 0. This means that if we repeat the same measurement on the same state we will get precisely the value  $a_n$  again and again.

We will return to this point when we will consider the Heisenberg uncertainty principle.

**Example 7: measurement of photon polarization.** Suppose we want to measure the observable  $\mathcal{P} = |x\rangle\langle x| - |y\rangle\langle y|$ . For this we use the apparatus constituted of an analyzer oriented along  $x$  and a detector. This apparatus is the physical realization of the measurement basis. If a photon is detected the state just after the measurement is  $|x\rangle$  and if a photon is not detected (it has been absorbed by the analyzer) the state just after the measurement is  $|y\rangle$ . The probabilities of these outcomes are

$$\text{Prob}(\text{outcome } +1) = |\langle x|\psi\rangle|^2, \quad \text{Prob}(\text{outcome } -1) = |\langle y|\psi\rangle|^2$$

If the initial preparation of the beam is  $|\psi\rangle = \cos\theta|x\rangle + \sin\theta|y\rangle$  these probabilities are simply  $\cos^2\theta$  and  $\sin^2\theta$ . Suppose that now we rotate the analyzer by an angle  $\gamma$ . This means that we wish to measure the observable  $\mathcal{P} = |\gamma\rangle\langle\gamma| - |\gamma_\perp\rangle\langle\gamma_\perp|$ . then we can compute again the probabilities of the outcomes

$$\text{Prob}(\text{outcome } +1) = |\langle\gamma|\psi\rangle|^2 = \cos^2(\theta - \gamma)$$

$$\text{Prob}(\text{outcome } -1) = |\langle\gamma_\perp|\psi\rangle|^2 = \sin^2(\theta - \gamma)$$

Finally let us note that in the first case the measured observable in matrix form is

$$\mathcal{P} = Z = \begin{pmatrix} 1 & 0 \\ 0 & -1 \end{pmatrix}$$

and in the second

$$\mathcal{P} = \begin{pmatrix} \cos 2\gamma & \sin 2\gamma \\ \sin 2\gamma & -\cos 2\gamma \end{pmatrix} = (\cos 2\gamma)Z + (\sin 2\gamma)X$$

**Uncertainty principle** Suppose that we have a system in a state  $\psi$  and we consider two observables  $A$  and  $B$ . We assume that these have spectral representations

$$A = \sum_j a_j P_j, \quad B = \sum_j b_j Q_j$$

As discussed previously in a general state  $|\psi\rangle$  each of these is not fixed but has an average value  $\langle\psi|A|\psi\rangle$ ,  $\langle\psi|B|\psi\rangle$  and a standard deviation  $\Delta A = \sqrt{\langle\psi|A^2|\psi\rangle - \langle\psi|A|\psi\rangle^2}$ ,  $\Delta B = \sqrt{\langle\psi|B^2|\psi\rangle - \langle\psi|B|\psi\rangle^2}$ . The Heisenberg uncertainty relation states that

$$\Delta A \cdot \Delta B \geq \frac{1}{2} \langle\psi|[A, B]|\psi\rangle$$

The interpretation of this inequality as first discussed by Heisenberg is that when  $[A, B] \neq 0$  it is not possible to measure  $A$  and  $B$  simultaneously with infinite precision. If we manage to make  $\Delta A = 0$  then we will have  $\Delta B = \infty$ . The prototypical and most striking example is  $A = x$  (position) and  $B = p = \frac{\hbar}{i} \frac{\partial}{\partial x}$  (momentum). In this case  $\Delta x \Delta p \geq \frac{\hbar}{4\pi}$  and we cannot measure simultaneously with infinite precision the position and the momentum of a particle: this is not a technological limitation but ultimately a “God given” limitation.

Note that if  $[A, B] = 0$  then there exist a common basis of the Hilbert space in which  $A$  and  $B$  are both diagonal. Then by measuring in this basis, the measurement postulate tells us that both observables can be determined with infinite precision. There is no clash with the uncertainty relation because the right hand side of the inequality vanishes.

There is a related principle called the “entropic uncertainty principle” which we now state. Suppose  $A$  and  $B$  have non degenerate eigenvalues

$$A = \sum_{n_a} a_{n_a} |n_a\rangle \langle n_a|$$

$$B = \sum_{m_b} b_{m_b} |m_b\rangle \langle m_b|$$

Set

$$H(A) = - \sum_{n_a} p(n_a) \ln p(n_a), \quad H(B) = - \sum_{m_b} p(m_b) \ln p(m_b)$$

where

$$p(n_a) = |\langle n_a | \psi \rangle|^2, \quad p(m_b) = |\langle m_b | \psi \rangle|^2$$

We have

$$H(A) + H(B) \geq -2 \ln \left( \frac{1 + \max_{n_a, m_b} |\langle n_a | m_b \rangle|}{2} \right)$$

**Principle 5: composite quantum systems.** Suppose we have two systems  $\mathcal{A}$  and  $\mathcal{B}$  with Hilbert spaces  $\mathcal{H}_{\mathcal{A}}$  and  $\mathcal{H}_{\mathcal{B}}$ . The Hilbert space of the composite system  $\mathcal{AB}$  is given by the tensor product space

$$\mathcal{H}_{\mathcal{A}} \otimes \mathcal{H}_{\mathcal{B}}$$

The states of  $\mathcal{AB}$  are vectors  $|\psi\rangle \in \mathcal{H}_{\mathcal{A}} \otimes \mathcal{H}_{\mathcal{B}}$ . The previous postulates apply to the composite system.

This is also a highly non trivial postulate as will be seen from its consequences throughout the course. In a famous paper Einstein, Podolsky, Rosen were the first to make a sharp analysis of its consequences. This has ultimately led to Bell inequalities and to important primitive protocols of quantum information such as teleportation and dense coding.

**Example 8.** Two photons with polarization degrees of freedom have Hilbert space  $\mathbf{C}^2 \otimes \mathbf{C}^2$ . Examples of states are  $|x\rangle_{\mathcal{A}} \otimes |y\rangle_{\mathcal{B}}$  or  $|x\rangle_{\mathcal{A}} \otimes |y\rangle_{\mathcal{B}} + |\theta\rangle_{\mathcal{A}} \otimes |\theta\rangle_{\mathcal{B}}$ .  $N$  Qbits live in the space

$$\underbrace{\mathbf{C}^2 \otimes \mathbf{C}^2 \otimes \mathbf{C}^2 \otimes \dots \otimes \mathbf{C}^2}_{N \text{ copies}}$$

If  $|0\rangle, |1\rangle$  is a canonical basis for  $\mathbf{C}^2$ , a basis for the composite system is given by

$$|b_1\rangle \otimes |b_2\rangle \dots \otimes |b_N\rangle = |b_1, \dots, b_N\rangle$$

where  $b_i = \{0, 1\}$ . There are  $2^N$  such states and they are in one to one correspondence with the  $2^N$  classical bit strings of length  $N$ . A general  $N$  Qbit state is a linear superposition of the basis states:

$$|\psi\rangle = \sum_{b_1, \dots, b_N} c_{b_1, \dots, b_N} |b_1, \dots, b_N\rangle$$

where the coefficients  $c_{b_1 \dots b_N}$  satisfy

$$\sum_{b_1, \dots, b_N} |c_{b_1, \dots, b_N}|^2 = 1$$

## 2.3 Tensor product versus entangled states

States of a composite system  $\mathcal{AB}$  lie in  $\mathcal{H}_{\mathcal{A}} \otimes \mathcal{H}_{\mathcal{B}}$ . We say that a state is a *tensor product state* (or is *not entangled*) if it can be written as

$$|\psi\rangle = |\phi\rangle_{\mathcal{A}} \otimes |\chi\rangle_{\mathcal{B}}$$

An entangled state  $|\psi\rangle \in \mathcal{H}_{\mathcal{A}} \otimes \mathcal{H}_{\mathcal{B}}$  is one for which it is impossible to find  $|\phi\rangle_{\mathcal{A}} \in \mathcal{H}_{\mathcal{A}}$  and  $|\chi\rangle_{\mathcal{B}} \in \mathcal{H}_{\mathcal{B}}$  such that  $\psi$  is of the tensor product form.

Entangled states have very special correlations between their parts  $\mathcal{A}$  and  $\mathcal{B}$ . These are genuine quantum correlations with no classical counterpart and as we will see later in the course they play a very important role (for example in teleportation). These definitions generalize to multipartite systems.

**example 9.** Two Qbit system with  $\mathcal{A} \otimes \mathcal{B} = \mathbf{C}^2 \otimes \mathbf{C}^2$ . Some product states are :  $|0\rangle_{\mathcal{A}} \otimes |0\rangle_{\mathcal{B}} = |0, 0\rangle$ ,  $|0\rangle_{\mathcal{A}} \otimes |1\rangle_{\mathcal{B}} = |0, 1\rangle$ ,  $|1\rangle_{\mathcal{A}} \otimes |0\rangle_{\mathcal{B}} = |1, 0\rangle$ ,  $|1\rangle_{\mathcal{A}} \otimes |1\rangle_{\mathcal{B}} = |1, 1\rangle$ . Two less trivial ones are

$$\frac{1}{\sqrt{2}}(|0\rangle_{\mathcal{A}} + |1\rangle_{\mathcal{B}}) \otimes |0\rangle_{\mathcal{B}} = \frac{1}{2}(|0, 0\rangle + |1, 0\rangle)$$

and

$$\frac{1}{\sqrt{2}}(|0\rangle_{\mathcal{A}} + |1\rangle_{\mathcal{B}}) \otimes \frac{1}{\sqrt{2}}(|0\rangle_{\mathcal{B}} - |1\rangle_{\mathcal{B}}) = \frac{1}{2}(|0, 0\rangle - |0, 1\rangle + |1, 0\rangle - |1, 1\rangle)$$

In the same space there are also entangled states that simply *cannot* be written as a tensor product form. For example,

$$\frac{1}{\sqrt{2}}(|0\rangle_{\mathcal{A}} \otimes |0\rangle_{\mathcal{B}} + |1\rangle_{\mathcal{A}} \otimes |1\rangle_{\mathcal{B}}) = \frac{1}{\sqrt{2}}(|0,0\rangle + |1,1\rangle)$$

$$\frac{1}{\sqrt{2}}(|0\rangle_{\mathcal{A}} \otimes |0\rangle_{\mathcal{B}} - |1\rangle_{\mathcal{A}} \otimes |1\rangle_{\mathcal{B}}) = \frac{1}{\sqrt{2}}(|0,0\rangle - |1,1\rangle)$$

$$\frac{1}{\sqrt{2}}(|1\rangle_{\mathcal{A}} \otimes |0\rangle_{\mathcal{B}} + |0\rangle_{\mathcal{A}} \otimes |1\rangle_{\mathcal{B}}) = \frac{1}{\sqrt{2}}(|1,0\rangle + |0,1\rangle)$$

$$\frac{1}{\sqrt{2}}(|0\rangle_{\mathcal{A}} \otimes |0\rangle_{\mathcal{B}} - |1\rangle_{\mathcal{A}} \otimes |0\rangle_{\mathcal{B}}) = \frac{1}{\sqrt{2}}(|0,1\rangle + |1,0\rangle)$$

As we will see these four particular states play a special role and are called Bell states. The reader can check that they form a basis of the 2 Qbit space.

**Production of entangled states.** Suppose we have a composite system in an initial tensor product state  $|\phi\rangle_{\mathcal{A}} \otimes |\chi\rangle_{\mathcal{B}}$ . These could for example be two electrons in the spin state  $|\uparrow\rangle \otimes |\downarrow\rangle$ . If we let them evolve separately and without interaction, the unitary operator for the time evolution is of the form  $U_{\mathcal{A}} \otimes U_{\mathcal{B}}$  and

$$U_{\mathcal{A}} \otimes U_{\mathcal{B}}(|\uparrow\rangle \otimes |\downarrow\rangle) = U_{\mathcal{A}}|\uparrow\rangle \otimes U_{\mathcal{B}}|\downarrow\rangle$$

so that the system remains in a tensor product state.

Thus to produce entangled states systems  $\mathcal{A}$  and  $\mathcal{B}$  must interact at some point in time in order to have an evolution  $U_{\mathcal{AB}} \neq U_{\mathcal{A}} \otimes U_{\mathcal{B}}$ . With an appropriate interaction we might be able to achieve

$$U_{\mathcal{AB}}(|\uparrow\rangle \otimes |\downarrow\rangle)$$

All known physical interactions are local: this means that in order to interact (in a non-negligible way) two systems must be "close in space-time". In particular if we are presented with an entangled state we know that the two parties have interacted in the past, i.e they have been "sufficiently close in the past".

## 2.4 No cloning theorem

Classical bits can be copied. For example any latex file can be duplicated or any text can be copied with a (universal) Xerox machine.

Suppose we have a set of quantum states  $|\psi\rangle \in \mathcal{H}$  and we want to build a (universal) "quantum Xerox machine" to copy  $|\psi\rangle$ . This machine should be able to copy any state of  $\mathcal{H}$ . A quantum Xerox machine should be described by some unitary operator  $U$  (this is true for any physical process except measurement).

The Hilbert space is composite  $\mathcal{H}_A \otimes \mathcal{H}_B$  where  $\mathcal{A}$  is the quantum file to be copied and  $\mathcal{B}$  the duplicated file. We start from the state

$$|\psi\rangle \otimes |\text{blank}\rangle$$

and we feed it in the Xerox machine

$$|\psi\rangle \otimes |\text{blank}\rangle \rightarrow \boxed{U} \rightarrow |\psi\rangle \otimes |\psi\rangle$$

In mathematical terms the question is: can one find a unitary operator such that for a reasonably large set of  $\psi$

$$U(|\psi\rangle \otimes |\text{blank}\rangle) = |\psi\rangle \otimes |\psi\rangle$$

The answer is NO and this is sometimes called the "no cloning theorem". However it is possible to copy a set of orthogonal states with an appropriate  $U$  depending on the set.

**Proof of no-cloning theorem.** Suppose there exists  $U$  such that  $U^\dagger U = U U^\dagger = 1$  with

$$U(|\phi_1\rangle \otimes |\text{blank}\rangle) = |\phi_1\rangle \otimes |\phi_1\rangle$$

$$U(|\phi_2\rangle \otimes |\text{blank}\rangle) = |\phi_2\rangle \otimes |\phi_2\rangle$$

conjugating the second equation

$$(\langle\phi_2| \otimes \langle\text{blank}|)U^\dagger = \langle\phi_2| \otimes \langle\phi_2|$$

Taking the inner product with the first equation

$$\langle\phi_2| \otimes \langle\text{blank}|U^\dagger U(|\phi_1\rangle \otimes |\text{blank}\rangle) = \langle\phi_2| \otimes \langle\phi_2|(|\phi_1\rangle \otimes |\phi_1\rangle)$$

which implies

$$\langle\phi_2|\phi_1\rangle\langle\text{blank}|\text{blank}\rangle = \langle\phi_2|\phi_1\rangle^2$$

so

$$\langle\phi_2|\phi_1\rangle = 0 \text{ or } \langle\phi_2|\phi_1\rangle = 1$$

We conclude that we cannot copy states  $|\phi_1\rangle$  and  $|\phi_2\rangle$  that are not identical or orthogonal, with the same  $U$ . In fact it is possible to copy a given orthogonal basis. To see this the reader has to construct a unitary operation that does the job.

**Non orthogonal states cannot be perfectly distinguished.** There are many variants and refinements of the no-cloning theorem. let us just show one such variant. Suppose we have two states  $|\psi\rangle$  and  $|\phi\rangle$  and we want to build a (unitary) machine to distinguish them. We seek a  $U$  such that

$$U|\psi\rangle \otimes |a\rangle = |\psi\rangle \otimes |v\rangle$$

$$U|\phi\rangle \otimes |a\rangle = |\phi\rangle \otimes |v'\rangle$$

---

where the outputs  $|v\rangle$  and  $|v'\rangle$  give some information about  $|\psi\rangle$  and  $|\phi\rangle$ . Taking the inner product of these two equations yields

$$\langle\phi|\otimes\langle a|U^\dagger U|\psi\rangle\otimes|a\rangle = (\langle\phi|\otimes\langle v'|)(|\psi\rangle\otimes|v\rangle)$$

This implies

$$\langle\phi|\psi\rangle\langle a|a\rangle = \langle\phi|\psi\rangle\langle v'|v\rangle$$

If  $|\phi\rangle$  is not orthogonal to  $|\psi\rangle$  we have  $\langle\phi|\psi\rangle \neq 0$  thus

$$\langle v'|v\rangle = \langle a|a\rangle = 1$$

Thus  $|v\rangle = |v'\rangle$  so there is no information in  $|v\rangle$  and  $|v'\rangle$  distinguishing  $|\psi\rangle$  and  $|\phi\rangle$ .





## **Part II**

---

# **Quantum Information Theory**



## **Part III**

---

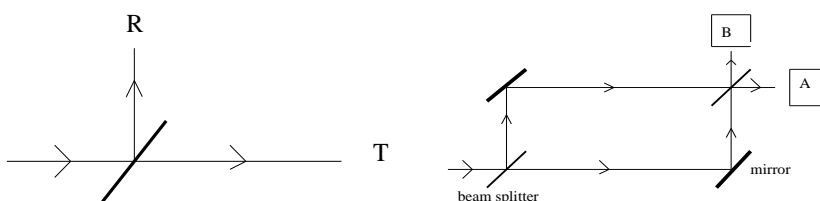
# **Quantum Computation**



# 3 Problems

---

**Problem 1: Mach-Zehnder interferometer.** A beam splitter (see figure ??) is a semi transparent mirror which separates a beam of light in two equal intensity beams. Here is a simple quantum mechanical model of this device. Suppose each photon lives in a two dimensional Hilbert space spanned by the basis states  $|T\rangle$ ,  $|R\rangle$  corresponding to the transmitted and reflected beam. When a photon in the state  $|T\rangle$  (see picture) hits the beam splitter the electrons of the material absorb it and re-emit it in the the new state  $\frac{1}{\sqrt{2}}|T\rangle + \frac{1}{\sqrt{2}}|R\rangle$ . We know that this purely dynamical process is modeled by a unitary "time evolution" or "transition matrix".



**Figure 3.1** beam splitter and Mach-Zehnder interferometer

- Write down the unitary matrix in the basis  $|T\rangle$ ,  $|R\rangle$ . In QIT this matrix is called a Hadamard gate and is denoted by  $H$ .
- Take a general incoming state  $|\psi\rangle = \alpha|T\rangle + \beta|R\rangle$  and compute the outgoing state. For incoming light where all photons are in the state  $|\psi\rangle$  what are the intensities of the outgoing light beams ?

Consider the following setup (Mach-Zehnder interferometer). An incoming *horizontal* beam is splitted in two equal intensity beams which are then recollectd thanks to perfectly reflecting mirrors and splitted again in two equal intensity beams (here we suppose the mirrors do not affect the states of the photons). Two detectors  $D_A$  and  $D_B$  click each time a photon hits them.

- If you reason "classically" what is the probability that  $D_A$  clicks ? And that of  $D_B$  ?
- Now do the quantum mechanical computation. One way to proceed is to

first find out the unitary transition matrix between the incoming state and the outgoing state.

e) Now take another kind of beam splitters such that  $|T\rangle \rightarrow \frac{1}{\sqrt{2}}|T\rangle + \frac{i}{\sqrt{2}}|R\rangle$  (find the other transition) and compute again the probabilities of hearing clicks at  $D_A$  and  $D_B$ .

f) Now we introduce a "phase shifter" on the upper arm of the interferometer. This is a unitary device  $S|R\rangle = e^{i\Phi}|R\rangle$ ,  $S|T\rangle = |T\rangle$ . Compute the intensities measured by  $D_A$  and  $D_B$ .

**Problem 2: Quantum parallelism.** Suppose we want to compute all possible values of the map  $f : \{0, 1\} \rightarrow \{0, 1\}$  using a quantum unitary evolution. The idea is to store the argument of  $f$  in some Qbit  $|x\rangle$  ( $x = 0, 1$ ) and the result in another Qbit  $|y\rangle$ . Our Hilbert space is spanned by the four basis states  $\{|x\rangle \otimes |y\rangle\}$  where  $\otimes$  means the tensor product (or Kronecker product). Prove that

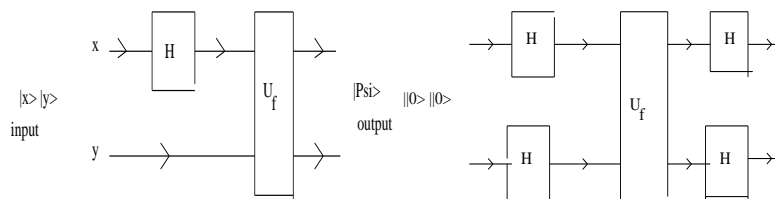
$$U_f|x\rangle \otimes |y\rangle = |x\rangle \otimes |y \oplus f(x)\rangle$$

is a unitary map of the four dimensional Hilbert space to itself. Consider the quantum circuit where  $H = \frac{1}{\sqrt{2}} \begin{pmatrix} 1 & 1 \\ 1 & -1 \end{pmatrix}$  is the Hadamard gate acting on the first Qbit.

a) What does this circuit do to the input state  $|0\rangle \otimes |0\rangle$  ?

b) Suppose we have a way to do a measurement. What is the probability of observing  $f(0)$  and  $f(1)$ .

The following is a problem first posed by David Deutsch. We want to determine if the function  $f$  is constant,  $f(0) = f(1)$ , or not. Classically the only way to do that is to evaluate  $f(0)$  and  $f(1)$  and observe each value separately: two evaluations are required. Quantum mechanically only one evaluation is needed. Find out why, by looking at the quantum operation of figure ??.



**Figure 3.2** Deutsch illustration of quantum parallelism

**Problem 3: Polarization measurements and uncertainty relation.** Photons that pass through a polarizer at an angle  $\theta$  are prepared in the state  $|\theta\rangle = \cos \theta|x\rangle + \sin \theta|y\rangle$ . A measurement apparatus consists of an analyzer at

an angle  $\alpha$  and a detector. measurements results are registered in a random variable  $p_\alpha = \pm 1$ . When the detector clicks, the photon has been observed in state  $|\alpha\rangle = \cos \alpha|x\rangle + \sin \alpha|y\rangle$  and we set  $p_\alpha = +1$ . When it does not click the photon has been observed in the state  $|\alpha_\perp\rangle$  ( $\alpha_\perp = \alpha + \frac{\pi}{2}$  and we register  $p_\alpha = -1$ ).

a) Derive the probabilities of detection and non detection,  $Prob(p_\alpha = \pm 1)$  from the Born rule (measurement postulate). Then compute the expectation and variance of  $p_\alpha$ . Fix  $\theta$  and observe how they vary as a function of  $\alpha$ .

b) Consider now the "observable" defined as  $P_\alpha = (+1)|\alpha\rangle\langle\alpha| + (-1)|\alpha_\perp\rangle\langle\alpha_\perp|$ . Check that

$$\langle P_\alpha \rangle \equiv \langle \theta | P_\alpha | \theta \rangle, \quad (\Delta P_\alpha)^2 \equiv \langle \theta | P_\alpha^2 | \theta \rangle - \langle \theta | P_\alpha | \theta \rangle^2$$

agree with the results of a).

c) Consider two angles  $\alpha$  and  $\beta$  and compute the commutator  $[P_\alpha, P_\beta] = P_\alpha P_\beta - P_\beta P_\alpha$ . Check (say by fixing  $\alpha$  and  $\beta$  and plotting as a function of  $\theta$ ) that Heisenberg's uncertainty principle is satisfied for any  $|\theta\rangle$ , namely

$$\Delta P_\alpha \Delta P_\beta \geq \frac{1}{2} |\langle \theta | [P_\alpha, P_\beta] | \theta \rangle|.$$

*Remark:* you can write the matrices corresponding to  $P_\alpha$  and  $P_\beta$  in the computational basis to see how they look like. But the above calculations are more easily done directly in Dirac notation instead of matrix form.

**Problem 4: Heisenberg uncertainty relation.** Here you will give a general proof of the uncertainty inequality.

a) Prove Heisenberg's uncertainty relation (see notes)

$$\Delta A \cdot \Delta B \geq \frac{1}{2} |\langle \psi | [A, B] | \psi \rangle|.$$

*Hint:* Express the positivity of the variance of the observable  $A' + \lambda B'$  ( $\lambda$  areal number) for  $A'$  and  $B'$  where  $A' = A - \langle \psi | A | \psi \rangle$  and similarly for  $B$ . Use Cauchy-Schwarz.

b) Take  $|\psi\rangle = |0\rangle$ ,  $A = X$ ,  $B = Y$  and apply the inequality. Here  $X, Y, Z$  are the three Pauli matrices defined in the notes.

c) This question lies a bit outside of the scope of this course but anyone learning QM should be exposed to it. Consider now the Hilbert space  $\mathcal{H} = L^2(\mathbf{R})$  of a particle in one dimensional space. The states are wave functions  $\psi(x)$  that are square integrable. The position observable is the multiplication operator  $\hat{x}$  defined by  $(\hat{x}\psi)(x) = x\psi(x)$  and the momentum operator  $\hat{p}$  defined by  $(\hat{p}\psi)(x) = -i\hbar \frac{d}{dx} \psi(x)$ . Compute the commutator  $[\hat{x}, \hat{p}]$  and interpret the uncertainty relation.

**Problem 5: Entropic uncertainty principle.** Let  $A$  and  $B$  be two observables

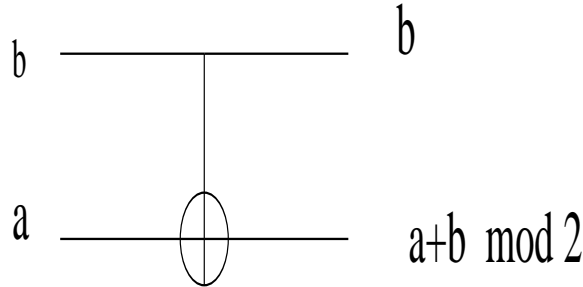


Figure 3.3 CNOT gate

with non-degenerate eigenvector basis  $\{|a\rangle\}$  and  $\{|b\rangle\}$ . Consider the two (classical) probability distributions given by the measurement postulate when the system is in state  $|\psi\rangle$ . Each probability distribution has a corresponding (classical) Shannon entropy, call them  $H_A$  and  $H_B$ . Prove the "entropic uncertainty principle" mentioned in the notes:

$$H_A + H_B \geq -2\log\left(\frac{1 + \max|\langle a|b\rangle|}{2}\right).$$

*Hint:* Reason geometrically to show that  $|\langle a|\psi\rangle\langle\psi|b\rangle|^2 \leq |\langle a|b\rangle|^2$ .

**Problem 6: No-cloning.** With the classical controlled NOT (CNOT) gate we can copy a classical bit  $b \in \{0, 1\}$ . Such a copy machine is implemented by the circuit of figure 1. The quantum CNOT gate is the unitary matrix s.t  $U|0, 0\rangle = |0, 0\rangle$ ,  $U|0, 1\rangle = |0, 1\rangle$ ,  $U|1, 0\rangle = |1, 1\rangle$ ,  $U|1, 1\rangle = |1, 0\rangle$  (you may want to write down this matrix once in the canonical basis). Suppose in the above circuit the input is  $\alpha|0\rangle + \beta|1\rangle$  for the first Qbit and  $|0\rangle$  for the second Qbit.

- For which values of  $\alpha$  and  $\beta$  does this machine copy the input Qbit ?
- Consider now an arbitrary, but given, orthonormal basis of  $\mathbf{C}^2$ . Use the above CNOT gate (for the computational basis) to construct a copy machine that copies the orthonormal basis.
- Generalize this last construction to an  $N$  Qbit system with Hilbert space  $\mathbf{C}^2 \otimes \mathbf{C}^2 \otimes \dots \otimes \mathbf{C}^2$ .

**Problem 7: Production of Bell entangled states.**

- Show that the four Bell states of two Qbits form an orthonormal basis of the two Qbit Hilbert space.
- Show that the circuit of figure 2 (or "unitary machine") produces Bell states from tensor product inputs  $|x\rangle \otimes |y\rangle$ .
- What is the unitary matrix corresponding to this circuit ? Compute explicitly this matrix in the canonical basis  $\{|0, 0\rangle, |0, 1\rangle, |1, 0\rangle, |1, 1\rangle\}$ .



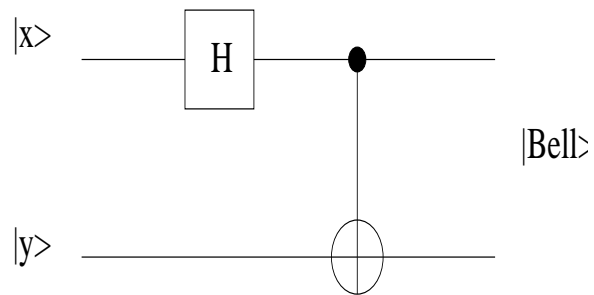


Figure 3.4 Machine for producing Bell states



# Notes

## Chapter 1

- 1 The most important theoretical milestones from 1900 to 1930 are: Planck on black body radiation (1900), Einstein on the photon (1905), Bohr on the atom (1910), De Broglie on the wave function (1920 ?) , Schroedinger on the wave function evolution (1926), Born on the interpretation of the wave function (?), Heisenberg on his matrix mechanics (?), Dirac on the equivalence of Schroedinger and Heisenberg mechanics and then on relativistic QM(1930)
- 2 In fact so-called absorptive polarizers are made of sheets of anisotropic crystals allowing electron motion preferentially in the  $\theta_{\perp}$  direction. The  $\theta_{\perp}$  component of the electric field sets electrons into a state of oscillation which produces the emission of an emitted anti-phase electromagnetic wave polarized along  $\theta_{\perp}$ . The later cancels the progressive  $\theta_{\perp}$  component of the wave so that the net effect is to leave out a  $\theta$  transmitted component and a  $\theta_{\perp}$  reflected component.
- 3 This can be a photoelectric cell which transforms the electromagnetic energy into a current.
- 4 Malus law.
- 5 These are made of quartz or calcite crystals whose refraction index are different for polarization perpendicular to, versus into, the incidence plane. Such crystals are called birefringent, one ray is called ordinary because the direction of refraction obeys the usual Snell law, while the other ray is called extraordinary.
- 6  $c\frac{N}{V}$  is the number of photons per unit time per unit surface that hit a detector.
- 7 in the spirit of statistical mechanics, say
- 8 For example photons, electrons, nuclei and their constituents ...
- 9 According to modern physics, matter is described by relativistic quantum fields. There are underlying quantum fields (e.g. the quantum electromagnetic field, the quantum electronic field, the quark field etc...) which may manifest themselves in a wave-like or particle-like fashion depending on the situation.
- 10 Einstein never agreed that this rule is the final story. In his words "I, at any rate, am convinced that He (God) does not throw dice". Bohr replied "Einstein, don't tell God what to do". In any case, this rule has not been challenged by experiment so far, and there is hardly any more satisfying theoretical framework to date. In this course we stick to this rule !
- 11 Here we may imagine that the paths are not quite in the same direction so that these two labels are different. In principle one should make a more complete description of the orbital part of the state that takes into account the finite width of the beams.
- 12 Constituents of nuclei, protons and neutrons also have spin  $\frac{1}{2}$ . In particular the

interaction of the nuclear spins with magnetic fields is at the basis of Nuclear Magnetic Resonance, used for example in medical imaging.

## Chapter 2

- 1 Combined with special relativity when needed
- 2 Complete means that all Cauchy sequences converge in the norm induced by the inner product and separable that there is a countable orthonormal basis.
- 3 The study of this sort of reduction has led to a whole discipline called quantum chaos. Let us also point out that non-linear versions of the Schroedinger equation may arise when some degrees of freedom are integrated out, in other words for non-isolated systems.
- 4 There is a "correspondence principle" which is a rule of thumb on how to construct the appropriate self-adjoint operator from the classical one; in fact this procedure may sometimes be a bit ambiguous due to non-commutativity of operators
- 5 physicists are used to say that "the wave function collapses"